



An exciting course for children learning English



Express Publishing



Welcome to our world
Come in and close the door
Welcome boys and girls
There's lots of fun in store!
Welcome to our world!

Meet our friends and join the fun
Say hello to everyone!
Clap your hands and stamp your feet
Welcome to the beat!
Welcome to the beat!

Welcome to our world
Come in and close the door
Welcome boys and girls
There's lots of fun in store!
Welcome to our world!

Read and write or look and say
Ready, go, let's start today!
Sing our songs and be our guest
Welcome, be the best!
Welcome, be the best!

Welcome to our world
Come in and close the door
Welcome boys and girls
There's lots of fun in store!
Welcome to our world!






WELCOME

PUPIL'S BOOK
1


Elizabeth Gray-Virginia Evans



Express Publishing

WELCOME 1

For the Pupil



Pupil's Book




Workbook



Pupil's audio CDs



Interactive CD-ROMs



Fully-Animated DVD


For the Teacher



Pupil's Book



Teacher's Book



Workbook



Picture Flashcards



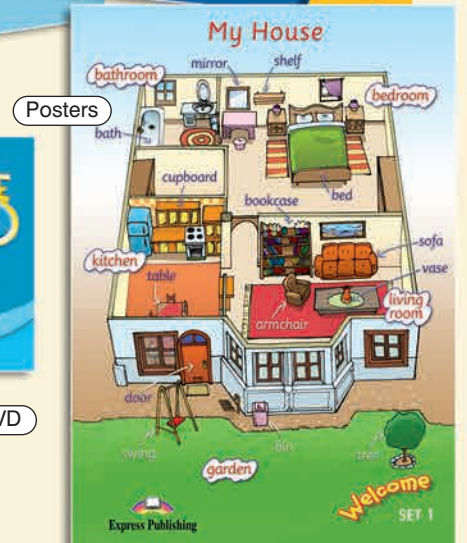
Class CDs



Interactive CD-ROMs



Fully-Animated DVD




Posters

UNITS	STRUCTURES	PROJECTS
1 Hello! pp. 4 - 9	What's your name? How are you? Who's this/that?	Introducing your friend/pet/teacher
2 Family and friends! pp. 10 - 15	That's my sister. Numbers 1 - 10 What's this? It's Masid's lamp.	Introducing your family
3 A doll's house! pp. 16 - 21	Where's Masid? In/on/under What colour is the bed?	Describing your bedroom
Revision 1 pp. 22 - 23		
4 Happy Birthday! pp. 24 - 29	There is ... /There are ... How old is he? Numbers 11 - 20 Is it a ...?/Yes, it is./No, it isn't.	Making a birthday card
5 She's a clown! pp. 30 - 35	This/That - These/Those What's this?/Whose is this? It's mine.	Introducing someone and describing his/her clothes
6 I can't draw! pp. 36 - 41	I can .../I can't ... Let's go to ...	What can you do? Writing about you
Revision 2 pp. 42 - 43		
7 You've got a happy face! pp. 44 - 49	What's Lin like? He's got hair on his arms.	Describing your monster
8 Is there any food? pp. 50 - 55	There is/are some ... There isn't/aren't any ... I like/love ice cream	Writing a memo to your mum
9 Everyone's having fun! pp. 56 - 61	What's the weather like? It's raining. What are you doing?	Writing a postcard to your mum and dad
10 We play basketball every Saturday! pp. 62 - 67	He plays tennis every Saturday. It's one o'clock. On Monday/At eight o'clock/ In the evening	Describing Masid's daily routine
Revision 3 pp. 68 - 69		
11 I like spring! pp. 70 - 75	Make a small hole In spring/in April What's your favourite season? I like/don't like swimming.	Writing a letter to a pen-friend
12 My rabbit and other animals! pp. 76 - 81	My rabbit's got a short tail. Short answers	Describing your pet/favourite animal
13 The picnic! pp. 82 - 87	How much/How many ...? Not many/Not much/A lot Who/Where/What/Whose/How/When	Recipe: How to make your favourite sandwich
14 Magic moments! pp. 88 - 93	This is me on holiday in Italy. My volleyball match is at two o'clock.	Describing holiday photos
Revision 4 pp. 94 - 95		
Merry Christmas pp. 96 - 97		
Play: The Lost Lamp pp. 98 - 105		
Word List pp. 107-109		
Photo File Section		

A doll's house!


1 Listen and repeat.




bathroom




doll's house
doll



kitchen



bedroom



garden



living room




2 Listen and answer.

1 Who's in the bedroom?
...C.....

2 Who's in the bathroom?
...M.....

3 Now, listen again and read.



4 Look and say.



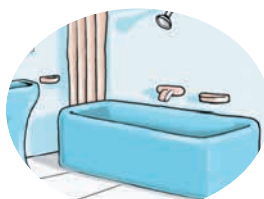
There's a pink bed in the bedroom!

1



bed/bedroom

2



bath/bathroom

3



chair/kitchen

4



bookcase/living room

5



swing/garden

5 Say and write.

- | | |
|---------------------|--------------------|
| 1 He is my brother. | 4 my father. |
| He's my brother. | my father. |
| 2 my mother. | 5 my kite. |
| my mother. | my kite. |
| 3 my bike. | 6 my sister. |
| my bike. | my sister. |

Grammar

He is a boy.

He's a boy.




She is a girl.

She's a girl.



It is a house.

It's a house.



6 Listen and colour.




1



2



3



4

8 Listen and repeat.



Where's Cindy?



She's in the bedroom.



7 Ask, answer and write.


- A: What colour is the bed?
B: It's yellow.
- A: What?
B: It's
- A: What?
B: It's
- A: What?
B: It's

9 Talk with your friend, then write.

- A: Where's Cindy?
B: She's
- A: Lin?
B:
- A: Oscar?
B:
- A: Wendy?
B:

A doll's house!

1 Listen and repeat.



2 Listen and choose.

- 1 What's in the living room?
 a) a cupboard
 b) a tree
 c) a chair

- 2 What's in the kitchen?
 a) a tree
 b) a sofa
 c) an armchair

3 Now, listen again and read.



1 Cindy: Look at my doll's house now!
 Lin: There's an armchair in the bathroom!

2 Wendy: Look in the living room!
 Cindy: There's a chair on the sofa!



3 Lin: What's in the kitchen?
 Cindy: Oh, no! There's a tree in the kitchen!

4 Cindy: And where's Masid?
 Wendy: He's in the cupboard!









4 Look and say.

Where's Masid?


He's in the cupboard!




5 Say and write: a or an.


- 1 cap 
- 2 apple 
- 3 umbrella 
- 4 sofa 
- 5 bed 
- 6 egg 
- 7 table 
- 8 orange 

Grammar

a chair 

an armchair 

an + a, e, i, o, u



6 Look, say and write.



- 1 There is **an** armchair **in** the bedroom.
- 2 There is cat the armchair.
- 3 There is ball the chair.
- 4 There is vase the table.
- 5 There is frog the vase.
- 6 There is cap the bed.
- 7 There is umbrella the bed.
- 8 There is kite the sofa.

7 Listen and repeat.

What's in the living room?

A bookcase.

What colour is it?

Brown.

8 Now, talk with your friend.



chair



bath



bed



swing

A doll's house!

1 Read and write the word.



Hi! I'm Tom and this is my bedroom. There is

a big 1) in



my bedroom. It's 2)



Blue is my favourite colour! There is a 3)

..... and a 4)



..... . The table is black and the



chair is 5) There is a



nice 6) on the



table. It's 7) Look at my



8) , Pinky! He's on



the bed. Ha, ha! He's very funny!

3 Listen and draw a line.



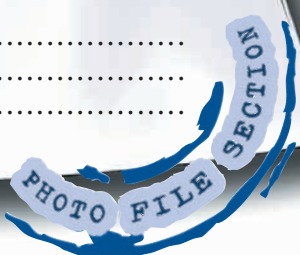
4 Project

Write about your bedroom.
Draw or stick pictures.

Start like this:

Hi! I'm and
this is my bedroom. There is

.....
.....
.....



2 Listen, read again and answer.



1 What is Tom's favourite colour?

2 What colour is the table?

3 What colour is the chair?

4 Where is Pinky?

• What's your favourite colour?

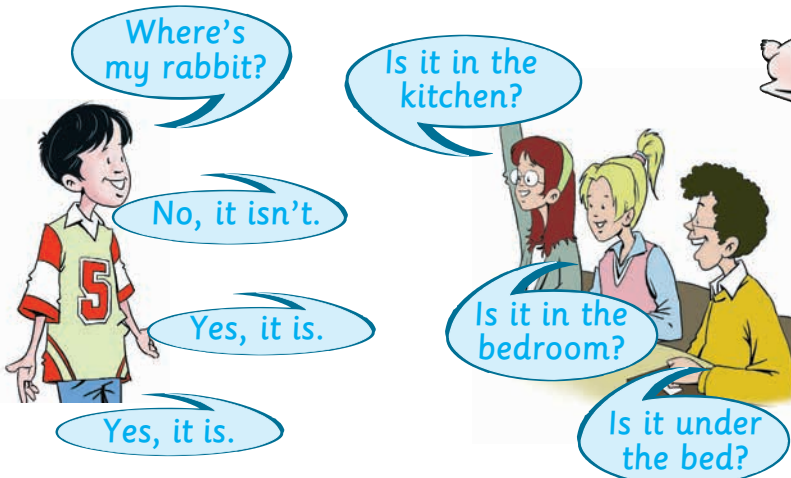
5 TWISTER Listen and repeat.



Where is the **White** House
and **who's** in it?



6 Let's play!



7 Let's sing!

The Teddy Bear Song!



Where, oh where,
 Is my teddy bear?
 Is he in the living room?
 Is he in the pink bathroom?
 Where, oh where,
 Is my teddy bear?
 In the kitchen, on the chair?
 In my favourite blue armchair?
 Where are you,
 My little Ted?
 Here you are,
 Under my bed!



WELCOME

PUPIL'S BOOK
2


Elizabeth Gray-Virginia Evans





Express Publishing

WELCOME 2

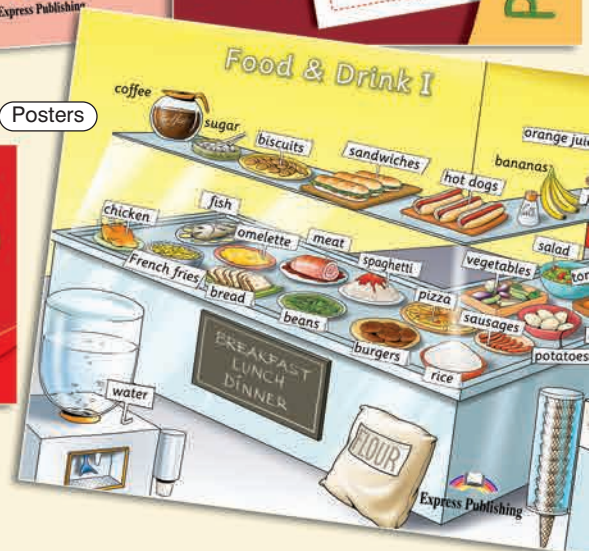
For the Pupil



For the Teacher





Posters



UNITS	STRUCTURES	PROJECTS
1 Welcome back! pp. 4 - 9	Where is she from? She's from Spain. She's Spanish! What's Manuel like? He's tall and slim. He's got dark hair and ...	Writing an e-mail message to a new friend
2 Number six, Hill Street! pp. 10 - 15	There is .../There are ... It's on the left .../It's on the right ... Opposite/next to/between Where's the bedroom? It's upstairs, opposite ... I/me/my/mine/...	Inviting a friend to your new house
3 Trick or treat! pp. 16 - 21	What's he doing? Can I open the window? Yes, of course!/Sorry, no!	Writing rules for your room
Revision 1 pp. 22 - 23		
4 A very special day! pp. 24 - 29	This/That – These/Those Numbers 1 – 100/First, second, ... Who/Where/What/Whose/How/When	Inviting someone to a surprise birthday party
5 At the market! pp. 30 - 35	There is a coconut./There is some jam. a can of cola/a carton of milk ... I'd like a slice of ...	Writing about a school bazaar
6 I don't like Science! It's boring! pp. 36 - 41	We always write in this lesson! It's quarter past nine. It's time for ... never/sometimes/usually/always	Describing your favourite day
Revision 2 pp. 42 - 43		
7 I want to be a firefighter! pp. 44 - 49	We usually cycle but today we're walking home. What do you like doing in your free time? I like cycling.	Writing about Miss Sweet, the baker
8 Cows are fatter than goats! pp. 50 - 55	Cows are fatter than goats! It's the oldest panda in the park!	Writing about the cheetah
9 I've got a sore throat! pp. 56 - 61	You should take an aspirin. You must be quiet!/You mustn't run!	Writing a letter to a sick friend, giving advice
10 I was a happy baby! pp. 62 - 67	What was she like when she was a baby? She was very noisy. There was/were .../There wasn't/weren't ...	Describing a town, now and then
Revision 3 pp. 68 - 69		
11 What happened to you? pp. 70 - 75	I watched a comedy on Channel 4. Did you tidy your room? Yes, I did./No, I didn't.	Writing about your holidays last summer
12 Cavemen and dinosaurs! pp. 76 - 81	They made weapons from wood. They ate meat and plants.	Writing about Brachiosaurus
13 Fun food! pp. 82 - 87	How much/many ...? Not much/many/A lot (of) Some/Any	The History of Crisps
14 We're going to go camping! pp. 88 - 93	It's going to be hot! What are you going to do on Sunday?	Writing a letter to a friend from a holiday resort
Revision 4 pp. 94 - 95		
Happy New Year! pp. 96 - 97		Word List pp. 107-110
Saint Valentine's Day! pp. 98 -99		Photo File Section
Play: Pudding Lane pp. 101 - 105		

A very special day!

1 Listen and repeat.



2 Listen and match.

- 1 Grandmother Alima a is making the cake.
- 2 Cousin Abdul b is at the market.

3 Now, listen again and read.

1 Hey, everyone! Come with me! We're going to my grandmother's house. She's ninety years old today!

Wow! Ninety! Is that young or old for a genie?

2 Where is Grandmother Alima?

She's not here yet. It's a surprise party! She's at the market!

That is my cousin, Abdul. He's making the cake! And this is my uncle, Sinbad.

3 Hello! I'm making the food for the party. Look! Shama Shabam!

4 Where is Grandmother? Why isn't she here yet?

Akil! It's me! I can't find the market! Where am I?

4 Look and say.



Grammar

This is my lamp. ➡



That is my carpet. ➡



These are my glasses. ➡



Those are my cats. ➡



5 Look, say, and write:
this, that, these, those.

1 **This** is Alima's chair.



2 are Alima's rings.



3 is Alima's bed.



4 are Alima's hats.



6 Choose and say.

1	30	a thirteen	b three	c thirty
2	50	a fifty	b fifteen	c five
3	90	a nine	b ninety	c nineteen
4	70	a seventeen	b seven	c seventy
5	80	a eight	b eighty	c eighteen

7 Look, ask and answer.



A: How old's Uncle Sinbad?

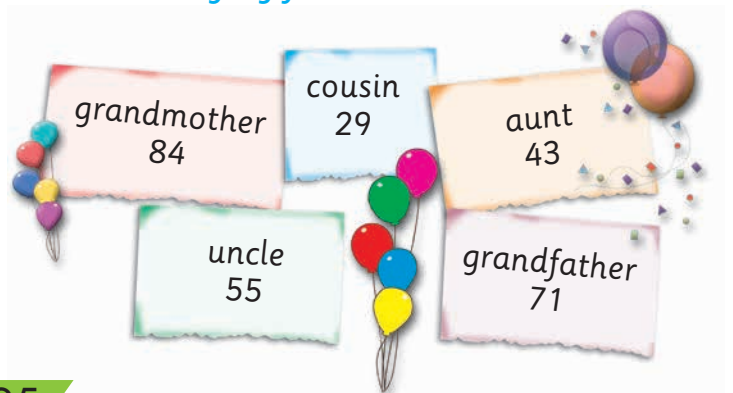
B: He's seventy-seven!

8 Listen and repeat, then talk with your friend.

A: I'm going to my grandmother's house. It's her birthday today!

B: Oh, really? How old is she?

A: She's eighty-four!



A very special day!




1 Listen and repeat.

date

15th NOVEMBER

1 first	11 eleventh	21 twenty-first
2 second	12 twelfth	22 twenty-second
3 third	13 thirteenth	23 twenty-third
4 fourth	14 fourteenth	24 twenty-fourth
5 fifth	15 fifteenth	25 twenty-fifth
6 sixth	16 sixteenth	26 twenty-sixth
7 seventh	17 seventeenth	27 twenty-seventh
8 eighth	18 eighteenth	28 twenty-eighth
9 ninth	19 nineteenth	29 twenty-ninth
10 tenth	20 twentieth	30 thirtieth



neighbour



hide



turn on



turn off



2 Listen and read.



1 Masid: Ssh ... OK, hide everyone!
 Oscar: Why?
 Masid: Because Grandma's coming! Turn off the light!

2 Grandma: I'm home! Oh, dear, where is everyone? Akil, why is it dark in here? Turn on the light!
 Eddy: Be careful, Grandma ... that's the ...

3 Everybody: Surprise! Happy ninetieth birthday, Grandma!
 Grandma: But it's not my birthday today! Mine is on the fifteenth of November.

4 Masid: Oh, Grandma! It is the fifteenth of November today!
 Grandma: Oh, yes! Ha, ha! Happy Birthday to me! Have some cake everyone!

3 Now, read again and write.

- 1 It's Grandma's n..... birthday.
- 2 Grandma's birthday is on the f..... of November.

4 Look and say.

A: *What's the date today?*

B: *It's the fifteenth of November.*



Grammar

Why is Abdul making a cake?
Because it's Grandma's birthday.

When is Grandma's birthday?
 It's **on the fifteenth of November**.

How old is Grandma?
 She's **ninety years old**.

How are you?
 I'm **fine, thanks!**

Where is Grandma Alima?
 She's **at the market**.

Who is Sinbad? He's **Masid's uncle**.
Whose birthday is it? It's **Grandma's**.

What is Abdul making?
 He's making **a cake**.



6 Match and say.

1 New Year's Day is on



2 Saint Valentine's Day is on



3 April Fool's Day is on



4 Halloween is on



5 May Day is on



5 Listen, read and circle.



Hilda: Hello, Doris. 1) **How/Who** are you today?

Doris: I'm fine, thanks!

Hilda: 2) **Why/What** are you wearing your new dress?

Doris: Because I'm going to Mr Rossi's house.

Hilda: 3) **When/Who** is Mr Rossi?

Doris: Oh, he's our new neighbour!

Hilda: 4) **What/Where** is he from?

Doris: He's from Italy!

Hilda: Really? 5) **How/What** old is he?

Doris: He's forty-five years old and he's having a birthday party!

Hilda: Oh, that's nice!

7 Listen and repeat.



8 Talk with your friend, then write.


A: When's


B: It's on

When's

A: On

A very special day!

1  Listen, read and circle.




Dear Cousin Azim,

It's Grandma's 1) nineteenth / ninetieth birthday on the 2) fifteenth / fiftieth of November.

Please come to Grandma's surprise party at 3) seven / five o'clock in the evening!


Can you play your guitar for us at the party?

Best wishes,
Masid



2 Read again and answer.

- 1 Who is Masid inviting to the party?
- 2 Whose birthday is it?
- 3 What time is the surprise party?

3  Listen and write. There is one example.

Example:	Name:	FrankGreen.....
1	Where Frank lives:	7,..... Street
2	Class number:
3	Birthday:	2nd
4	How old:

4 About you: ask and answer.

- 1 How old are you?
- 2 When's your birthday?
- 3 When's your friend's birthday?
- 4 When's your father's/mother's birthday?


5 Project

Write an invitation to a surprise birthday party.
Start like this:

Dear,
It's
.....
.....

Best wishes,
.....



PHOTO FILE SECTION









6  **TWISTER** Listen and repeat.

His fifth birthday is on Thursday the thirty-first!



7 Let's play!



 Hilda	 Sam	 Laura	 Judy	 Jack	 Doris	 Ben	 Mark
<ul style="list-style-type: none"> • 27 • 22nd July 	<ul style="list-style-type: none"> • 32 • 28th February 	<ul style="list-style-type: none"> • 94 • 30th March 	<ul style="list-style-type: none"> • 48 • 12th November 	<ul style="list-style-type: none"> • 34 • 10th August 	<ul style="list-style-type: none"> • 52 • 1st September 	<ul style="list-style-type: none"> • 53 • 15th January 	<ul style="list-style-type: none"> • 85 • 29th October



8 Let's sing!

Your Very Special Day!



It is the day of all the year,
Of all the year, this is the day!
Surprise, surprise to Grandma dear,
It's your ninetieth today!

It is the day of all the year,
Of all the year, this is the day!
So, Grandma, so, Grandma,
your family's here,
On your very special day!

It is the day of all the year,
Of all the year, this is the day!
So happy birthday, Grandma dear,
On your very special day!

Pudding Lane



Extras



Baker



Lin



Cindy



Wendy



Eddy



Eddy's Mum



Oscar

Pudding Lane

Characters

Eddy	Eddy's mum
Oscar	Man
Lin	Woman
Wendy	Baker
Cindy	Extras — people at market

ACT I



Eddy: Mum! Mum!
Mum: What's the matter, Eddy?
Eddy: Oh, Mum! I feel ill!

What's the matter?
What's the matter?
I feel ill, I feel ill!
You must see a doctor!
I feel ill! Get well!
I feel ill! Get well soon!
I hope you get well soon!





sample stickers page from
Welcome 2 Workbook





WELCOME



PUPIL'S BOOK
3

Elizabeth Gray-Virginia Evans

THE
WELCOME
WEEKLY
magazine
included!



Express Publishing

Contents

	VOCABULARY	STRUCTURES	WRITING
--	------------	------------	---------

MODULE 1
New Places, Fresh Faces! (p. 5)

UNIT 1 Welcome to Edinburgh! (pp. 6 - 9)	family words, countries and nationalities, jobs	I am from the UK. I am British. Who's the vet? Whose is the coat? It's hers.	a description of a family photograph
UNIT 2 Meet my friends! (pp. 10 - 13)	people's physical appearance, character	What are these? They're mice. He's got short wavy hair. He's very friendly and helpful.	a letter about a new friend of yours
UNIT 3 Meet our pets! (pp. 14 - 17)	animals, pets and related adjectives	Consolidation	a description of your pet

Modular Revision and Assessment 1 (pp. 18 - 20)

MODULE 2
Work and Play! (p. 21)

UNIT 4 Round the clock! (pp. 22 - 25)	habits and hobbies, daily routines, means of transport	What time do you get up? I usually go to school on my rollerblades. I always go jogging in the afternoon.	about what you usually do on Saturdays
UNIT 5 What time does the game start? (pp. 26 - 29)	sports & free-time activities, adjectives expressing likes & dislikes	The game starts at 7:30. Do you like bowling? Becky can't dance. She can't sing, either!	a note to a friend inviting him/her to a volleyball match
UNIT 6 A summer of adventure! (pp. 30 - 33)	free-time activities	Consolidation	a brochure about Camp Adventure

Modular Revision and Assessment 2 (pp. 34 - 36)

MODULE 3
Celebrations! (p. 37)

UNIT 7 Shall I make the biscuits? (pp. 38 - 41)	food & drink, plans and preparations	I'm making the biscuits. I'm flying to London tomorrow. Are there any turnips? How much milk is there?	an invitation to a fancy dress party
UNIT 8 Burns Night! (pp. 42 - 45)	ways of cooking, traditional British dishes, healthy habits	Just a few vegetables and a little Coke for me, please. You shouldn't eat a lot of sweets. Peel them first, then chop them.	a recipe
UNIT 9 The Indian Summer Festival (pp. 46 - 49)	activities at a festival	Consolidation	an article about a festival

Modular Revision and Assessment 3 (pp. 50 - 52)

MODULE 4
Looking Back! (p. 53)

UNIT 10 Forever famous! (pp. 54 - 57)	famous people, past activities and abilities, important events	He was a Scottish writer. Neil Armstrong walked on the moon in 1969. He could read when he was five.	a biography of Mary Shelley
UNIT 11 It looks very old! (pp. 58 - 61)	inventions	It was used for measuring the temperature. I used to live in London. Cars are faster than bikes.	an article about the history of roller skates
UNIT 12 A day to remember! (pp. 62 - 65)	feelings & reactions, experiences	He walked quietly into the room.	a story

Modular Revision and Assessment 4 (pp. 66 - 68)

VOCABULARY

STRUCTURES

WRITING

MODULE 5

Life's Lessons! (p. 69)

UNIT 13 You've got a lot to learn! (pp. 70 - 73)	charities, preparations, experiences	Have you booked the taxis? Have you ever visited another country?	a progress report
UNIT 14 I wonder what's happened! (pp. 74 - 77)	natural disasters, experiences	Have you phoned them? Yes, I have. When did you phone them? I phoned them about half an hour ago.	an article about Mount Vesuvius
UNIT 15 Our precious planet! (pp. 78 - 81)	environment	We must protect our planet.	a campaign poster

Modular Revision and Assessment 5 (pp. 82 - 84)

MODULE 6

Take a Break! (p. 85)

UNIT 16 I'm sure you'll have a great time! (pp. 86 - 89)	holiday plans, intentions & offers, landmarks	I'll be in London this summer. I'll send you a postcard.	a holiday programme
UNIT 17 I think I'll go bungee jumping! (pp. 90 - 93)	holiday arrangements, decisions, weather forecasts	We're going to take a helicopter ride. Oh, good. We'll be able to see the mountains. I think I'll go bungee jumping.	a letter giving news of a holiday
UNIT 18 Working holidays! (pp. 94 - 97)	holiday activities, requirements	You have to have a visa.	(filling in) an application form for a summer job

Modular Revision and Assessment 6 (pp. 98 - 100)

Culture Clip 1	pp. 102 - 103
Culture Clip 2	pp. 104 - 105
Culture Clip 3	pp. 106 - 107
Culture Clip 4	pp. 108 - 109
Culture Clip 5	pp. 110 - 111
Culture Clip 6	pp. 112 - 113
Culture Clip 7	pp. 114 - 115
Culture Clip 8	pp. 116 - 117
Irregular Verbs	p. 118
Word List	pp. 119 - 125
THE WELCOME WEEKLY	p. 127



3

A Modular approach for the new millennium!

The four skills come under scrutiny in the holistic methodology of the **Welcome** series!

Listening: A wide variety of realistic and lively listening texts developing the following sub-skills:

Listening for gist
Listening for specific information
Recognising key words
Identifying the social context and distinguishing degrees of formality
Identifying/Discriminating similar sounds (language 'twisters')
Extracting information to complete diagram/etc
Relating heard information to information presented in other ways

Reading: A varied selection of inviting texts developing the following sub-skills:

Reading for specific information
Reading for gist
Completing a summary
Identifying and correcting false information
Speculating about subject of text and identifying the main idea
Coherence in text
Interpreting a text to solve a situation
Meaning of isolated words/sentences
Using context to solve lexical problems
Developing language and patterns for specific type of text
Evaluating text

Writing: Realistic writing tasks developing the following sub-skills:

Organising notes
Defining reader, subject, style
Writing short notes/memos
Developing rewriting and evaluating processes

Speaking: Communicative oral tasks developing the following sub-skills:

Interaction (role play, pair-work, etc)
Interviews
Intonation, stress
Oral reproduction of short texts

Key Features:

- **Revision and Assessment** after every module
- **Culture Clips:** a section which provides an insight into British culture
- **Welcome Weekly** (booklet): meaningful writing tasks in the form of articles for a magazine, giving students a further incentive as they can turn their work into a class magazine at the end of the school year
- **Picture Flashcards** associating vocabulary with visual prompts to be more efficiently retained in the learners' long-term memory
- **Class CDs** fully-dramatised, promoting listening for pleasure as well as listening for educational purposes
- **Pupil's CD** for home study, giving learners the opportunity to improve their pronunciation and intonation
- **Workbook in full colour** divided into 5 sections: Vocabulary, Grammar, Communication, Reading and Writing and Listening
- **Progress tests** consolidating each unit are contained in the Workbook for regular evaluation of the learners' progress
- Teacher-friendly **Teacher's Book** providing detailed plans, extra activities, games and suggested homework
- **Test Booklet**
- Interactive **CD-ROMs**, promoting edutainment (learning as well as entertaining)

Module 1

(Units 1-3)

New Places, Fresh Faces!

In this module you will ...


► **learn, read and talk about ...**



Unit 1

Welcome to Edinburgh!

- Oscar's first day in Edinburgh
- jobs
- family members



Unit 2

Meet my friends!

- Oscar's new friends
- people's physical appearance and character

Unit 3

Meet our pets!

- (unusual) pets
- animals



► **learn how to ...**

- introduce yourself and greet others
- describe people's appearance and character
- describe animals

► **practise ...**

- present simple of the verb "to be"
- question words
- personal pronouns - possessive pronouns and adjectives
- possessive case
- the verb "have got"
- plurals

► **write ...**

- a description of a family photograph
- a letter about a new friend of yours
- a description of your pet

Unit 3

Meet our pets!




1 Listen and repeat.



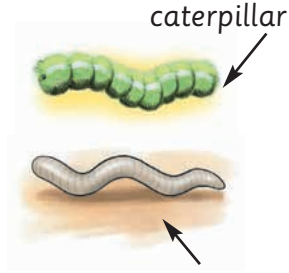
iguana
glass cage



hedgehog



tarantula



caterpillar

worm



tortoise



2 Listen and write the names: **Iggy, Terry, Harriet.**

a iguana

Iggy

b hedgehog

c tarantula

3 Read and answer.

UNUSUAL PETS

by Oscar White

A lot of people have got pets. But how many people have got unusual pets? Well, I know at least three!

Iggy

Kamal has got a pet iguana! He's called Iggy. Iggy has got a long green body, four short legs, a small head and a long tail. Iguanas are large lizards. They eat leaves and fruit. Iggy sometimes swims in Kamal's bath! "I keep Iggy in a glass cage," Kamal says. "Iguanas don't like cold places!"



Harriet

Maggie has got a pet hedgehog! She's called Harriet. Harriet has got a small round body with spikes on it. She has got white hair on her stomach. Harriet lives in the garden and eats worms and caterpillars. Hedgehogs can swim and run very fast, too!



They look for food at night. Hedgehogs sleep from November to April. "Harriet sleeps in a big box in the garden," Maggie says. "She can go out whenever she likes."

Terry

Dana's pet is a tarantula! He's called Terry. Terry has got eight long hairy legs. Tarantulas have got eight eyes, but they can't see very well. They eat insects. "I keep Terry in a glass cage with sand in it," Dana says. "My friends are afraid of Terry, but I love him!"



- Whose pet is Harriet?
Maggie's
- How many legs has Terry got?
.....
- Who's got a pet iguana?
.....
- Where does Harriet live?
.....
- What can iguanas do?
.....
- When does Harriet look for food?
.....

4 Read again and fill in. Then, talk about Iggy, Harriet and Terry.

	Appearance	Food
Iggy	long green body
Harriet
Terry

Iggy is Kamal's pet iguana. He's got a ...

5 About you: ask and answer.

- Have you got a pet? What is it?
- What is your pet called?
- What does it look like?
- What's its favourite food?
- Where do you keep your pet?
- Do you know any other unusual pets?



In teams, make questions for your teacher's answers.

T: My name's Paco Gonzalez.
TA S1: What's your name?



6 Listen and repeat.

The bea at sea has got peas and pears for tea!

7 Talk with your friend and find the odd one out.

A: Numbers 1, 2, 3 have got a beard and a moustache.
Number 4 has got a moustache.

	1	2	3	4
A				
B				
C				
D				
E				

8 Look, read and complete the puzzle.



ACROSS

- 4 It can swim and walk. It's got a long body and very sharp teeth.
- 6 This animal has got a shell. It's very slow.
- 8 It looks like a dog – but it's wild.
- 9 Oscar's brother, the clown, has got one. She's called Sally.
- 10 It eats carrots. It's got long ears.

DOWN

- 1 It can talk.
- 2 It's a huge animal. It lives in the sea.
- 3 It's got eight hairy legs.
- 5 This animal lives on a farm. It gives us milk.
- 7 Lizards eat them.

9 Which is the best animal for these people? Read and choose.



1 Sophie is a doctor. She works a lot of hours every day. She hasn't got time to look after an animal. She wants something small and easy to keep.





2 Derek lives on a big farm. He likes exercising. He doesn't drive. He wants an animal to help him get around his farm.




3 Sid is rich and famous. He's a singer. He wants an unusual pet for his show.




4 Jerry is an actor. He doesn't act in a theatre. He acts outside in the streets! He wants a clever animal to help him collect money from the people watching his show.



10  What pet have they got? Listen, look and choose.

A My pet is called Snowy. She has got a long beak and a long neck. She likes grass, so her favourite place is in the garden! She guards our house, too. Strangers are afraid of her. She's a great pet! Snowy is a




B I've got two pets. They're called Peter and Polly. They're very noisy and they're quite naughty! They've got sharp beaks and claws. They've got long tails, too. Their favourite food is fruit, nuts and seeds. I like Peter and Polly because they're interesting pets! Peter and Polly are



11 Read and write: Snowy, Speedy, and Peter and Polly.

- 1 Speedy digs in the garden.
- 2 have got sharp beaks and claws.
- 3 guards the house.
- 4 has got a long beak and a long neck.
- 5 are noisy and naughty.
- 6 has got a shiny shell.
- 7 eat nuts, seeds and fruit.
- 8 sleeps in the winter.

C My pet is called Speedy. Speedy is a quiet pet. He sleeps in the winter! He has got a shiny shell and a long neck. He's got sharp claws, too! He likes digging in the garden! Speedy's favourite food is fruit, vegetables and leaves. I like him. He's cute! Speedy is a



12 *Project*

Describe your pet.
Start like this:

My pet is called

What is it?





1 Look and talk with your friend.



- 1 What can you see in the pictures?
- 2 Do you know the names of any famous kings and queens?
- 3 Where does the Queen of England live?

2 Look at the following Roman numerals:

1	I	3	III	5	V	7	VII	9	IX
2	II	4	IV	6	VI	8	VIII	10	X

Can you guess how 11-20 are written?

Clue: Remember X = 10!

3 Listen and fill in the blanks in the text.



4 Read and put I for Elizabeth I or II for Elizabeth II.

- 1 She was born in Greenwich Palace.
- 2 Her father was King Henry VIII.
- 3 She married Philip Mountbatten.
- 4 She became Queen of England in 1952.
- 5 She loved shooting a bow and arrow.
- 6 She had lessons at home with her sister, Princess Margaret.
- 7 She named her first son Charles.
- 8 She lived at the same time as William Shakespeare.

ELIZABETH I



Elizabeth I was born on 7th September, 1533 at Greenwich Palace, near London. Her father was England's King Henry VIII and her mother was King Henry's second wife, Anne Boleyn. King Henry had **1)** wives! Anne Boleyn was **beheaded**, by order of the king, when Elizabeth was only **2)** She was fifteen when Henry VIII died. Elizabeth's half-brother, Edward VI became king of England. Edward died young – he was only **3)** Then, the **throne** of England passed to Mary, Elizabeth's half-sister.

Elizabeth didn't go to school. She had her own governess (teacher) at home. Elizabeth was a very good student. She could speak **4)** languages and read music, but she hated **sewing!** One of her favourite activities was shooting a **bow and arrow!**

Queen Mary was beheaded too, so, at the age of **5)** Elizabeth became Queen of England. Elizabeth never married. Her portraits show a **pale**, red-headed woman with beautiful clothes and **jewellery**. Elizabeth loved to set new fashions and she had many **followers**.

Queen Elizabeth I died on 24 March, 1603 at the age of **6)** She was Queen of England for nearly forty years.

Elizabeth's **reign** was called the 'Golden Age' because it was a time of great **success** for England. London became a centre for musicians, writers (including Shakespeare) and **scholars**.

ELIZABETH II



Queen Elizabeth II was born on 21st April, 1926 in London. Her full name is Elizabeth Alexandra Mary Windsor. She belongs to the Royal House of Windsor and is the daughter of King George VI and Queen Elizabeth, now the Queen Mother.

Culture Clip 3

As a young princess, Elizabeth had her lessons at home, along with her sister, Princess Margaret.

In 1947 she married Philip Mountbatten, now known as Prince Philip.

Queen Elizabeth II became Queen of England on 6th February, 1952, when King George VI died. Her **coronation** was on 2nd June, 1953 in Westminster Abbey.

The Queen has **7**) children, Prince Charles, Princess Anne, Prince Andrew and Prince Edward.

Queen Elizabeth keeps corgis, a breed of dog from Wales. Her father began this tradition and now Elizabeth continues it. In photos, you can often see the Queen with her favourite dogs. Sometimes they even go with her on long journeys!

Queen Elizabeth II's reign – like Elizabeth I's – has been a long one. She has been on the throne of England for almost **8**) years.

5 Royal Quiz:

Work with a partner. Try to guess the correct answer.

- Who is Prince Charles' eldest son?
A Prince Andrew B Prince William
C Prince Henry
- What is Prince Andrew's title?
A Duke of York B Prince of Wales
C Sir Andrew
- Who's the Duke of Edinburgh?
A Prince Edward B Prince Charles
C Prince Philip
- Who did Prince Charles marry?
A Lady Diana Spencer B Lady Jane Grey
C Sarah Ferguson
- Where is Buckingham Palace?
A London B Edinburgh C Cardiff
- What is one of Prince Charles' favourite hobbies?
A bowling B dancing C gardening
- When was the Queen Mother born?
A 1926 B 1952 C 1900

- Where does the Queen spend her summer holidays?
A Windsor Castle B Balmoral Castle
C Edinburgh Castle
- When you speak to the Queen, you must call her ...
A Mrs Windsor B Your Majesty
C Madam Elizabeth
- Where can you see the Crown Jewels?
A Big Ben B St Paul's Cathedral
C The Tower of London

6 Ask and answer.



- Do you know what this queen's name was?
- When did she live?
- How long did she live?
- How long did she reign?
- How many children did she have?

Zoom in

7 Now, write a short biography of Queen Victoria.

Include:

- When born
- Mother, Father
- When she became queen
- Who she married
- Number of children
- When she died

THE WELCOME WEEKLY



**SPECIAL
ISSUE!**

New Experiences in New Zealand!

- ***An apple a day.***

Are you eating the right food?

- ***Where to go this summer.***

Summer camp special.

- ***Animal magic!***

Film star animals.

- ***Mary Shelley:***

The woman behind the monster.

- ***Having a Wild Time!***

New Zealand's wildlife explored.





My pet is called

.....
.....
.....
.....
.....
.....
.....



What is it?





● *Welcome your young students to an everlasting experience of English language learning with these exciting coursebooks especially designed for primary level.*






Pupil's Book




Teacher's Book


Workbook



Picture Flashcards



Posters



Fully-animated DVD



Class CDs



Pupil's audio CD

Welcome 3 concludes the series of this exciting English language course especially designed for primary level.



Express Publishing

UNITED KINGDOM
Liberty House, Greenham Business Park, Newbury, Berkshire
RG19 6HW
Tel.: (0044) 1635 817 363
Fax: (0044) 1635 817 463
e-mail: inquiries@expresspublishing.co.uk
<http://www.expresspublishing.co.uk>