

## GRAMMAR

### PRESENT SIMPLE: BE

1 Put the words in the correct order to make sentences.

1 A: Yasmin / your / is / name  
is your name Yasmin \_\_\_\_\_?

B: no, / isn't / it. / Anna / name / 's / my  
\_\_\_\_\_

2 A: Sofia / are / you  
\_\_\_\_\_?

B: David / I / am. / yes, / this / and / is  
\_\_\_\_\_

3 A: are / a / student / you  
\_\_\_\_\_?

B: I'm / no, / not. / teacher / I'm / a  
is / teacher, / a / too / David  
\_\_\_\_\_

4 A: you, / Sofia and David / to / nice / meet  
\_\_\_\_\_

B: nice / you, / meet / to / too  
\_\_\_\_\_

2 Complete the conversations with the correct form of be.

#### Conversation 1

Ben: Hello. How are you?

Ed: Er ... hello.

Ben: Sorry, <sup>1</sup> are \_\_\_\_\_ you Mr and Mrs Rutter?

Ed: No, we <sup>2</sup> \_\_\_\_\_. They <sup>3</sup> \_\_\_\_\_ Mr and Mrs Rutter.

Ben: Oh, sorry.



#### Conversation 2

Ben: Excuse me, <sup>4</sup> \_\_\_\_\_ you Jerry Rutter?

Jerry: Yes.

Ben: <sup>5</sup> \_\_\_\_\_ Ben Pastor.

Jerry: Oh, hello. Nice to meet you, Ben. This <sup>6</sup> \_\_\_\_\_ my wife, Sally.

Sally: Hi.

Ben: Sorry, <sup>7</sup> \_\_\_\_\_ your name Sandy?

Sally: No, it <sup>8</sup> \_\_\_\_\_. It's Sally.

Ben: Nice to meet you, Sally.

3 Write questions and answers using the prompts.

1 A: you / American? Are you American?

B: no / I / Canadian No, I'm not. I'm Canadian.

2 A: he / a student? \_\_\_\_\_

B: no / he / a teacher \_\_\_\_\_

3 A: we / late? \_\_\_\_\_

B: no / you / early \_\_\_\_\_

4 A: they / from India? \_\_\_\_\_

B: no / they / China \_\_\_\_\_

## VOCABULARY

### COUNTRIES AND NATIONALITIES

4 A Find twelve countries in the puzzle.

G	R	E	E	C	E	C	Q	S
P	O	R	T	U	G	A	L	C
R	G	E	R	M	A	N	Y	O
U	S	O	Y	E	Q	A	J	T
S	P	C	U	X	F	D	A	L
S	A	H	V	I	Z	A	P	A
I	I	I	U	C	M	U	A	N
A	N	N	P	O	L	A	N	D
T	H	A	I	L	A	N	D	P

B Write the nationalities for the countries in the puzzle.

Greek \_\_\_\_\_  
 \_\_\_\_\_  
 \_\_\_\_\_  
 \_\_\_\_\_  
 \_\_\_\_\_

C Write the nationalities from Exercise 4B in the correct column.

1 -an / -ian	2 -ish
German	Polish
3 -ese	4 other
Portuguese	Greek

D 1.1 Listen and underline the stressed syllables in the nationalities in Exercise 4C.

E Listen again and repeat.

## READING

5 Read the text and match food 1–6 with countries a)–f).



## NATIONAL DISHES AND DRINKS

*Where are these fabulous dishes and drinks from?*

- Bubble tea, or pearl milk tea is from Taiwan.
- Indonesians eat a rice dish called Nasi Goreng.
- Fül Medames is from Egypt. They make it with beans and lemon.
- Jacket potatoes are from the UK.
- Pide is a food from Turkey. It's Turkish pizza – yum!
- Curry is Indian. It's food cooked in sauce, and it's delicious!

- |                   |              |
|-------------------|--------------|
| 1 Pide            | a) Indonesia |
| 2 Bubble tea      | b) Turkey    |
| 3 Fül Medames     | c) India     |
| 4 Jacket potatoes | d) UK        |
| 5 Curry           | e) Egypt     |
| 6 Nasi Goreng     | f) Taiwan    |

## WRITING

### CAPITAL LETTERS

6 Complete the words with the letters in brackets. Use capital letters where necessary.

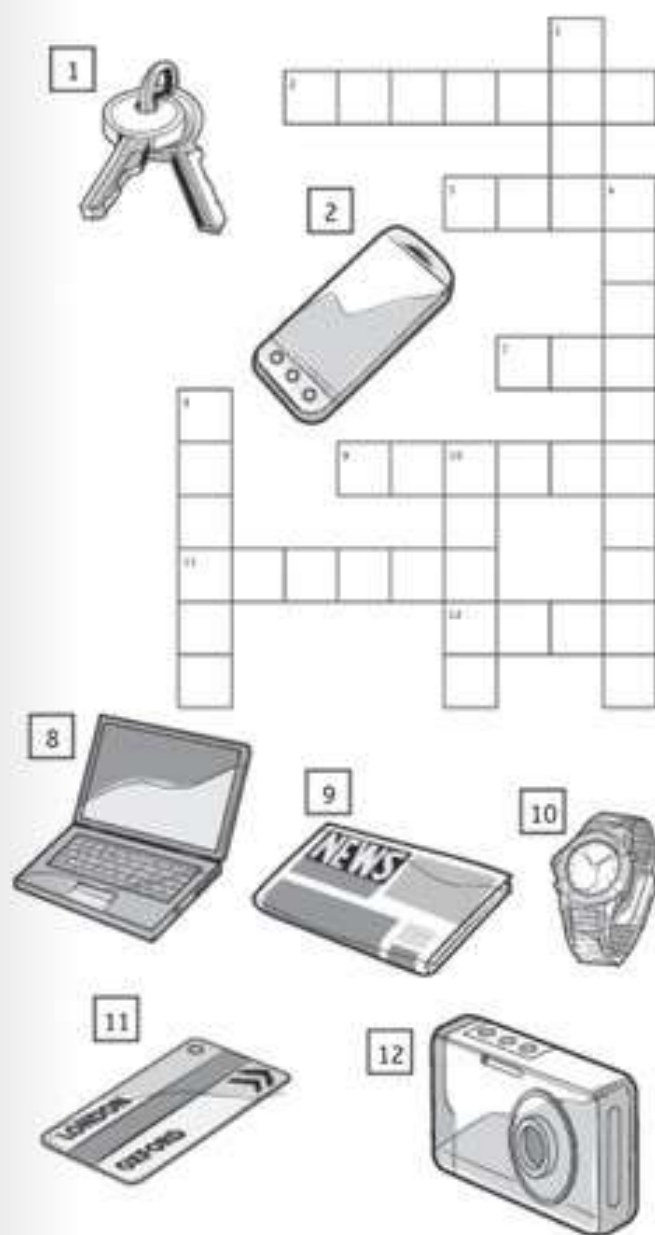
- This is a photo of \_e at the \_olosseum in \_ome, \_taly.  
(t p m c r i)
- \_his is me and my \_ustralian \_riend, \_aul. \_e're in \_enice.  
(t a f p w v)
- \_his is \_enji at a \_ar in \_adrid. \_enji is a \_tudent from \_apan.  
(t k b m k s j)
- \_ere is \_aul again. \_e's at \_axim's in \_aris. \_axim's is a \_rench \_estaurant.  
(h p h m p m f r)



## VOCABULARY

### OBJECTS

1 A Look at the pictures and complete the crossword.



B 1.2 Listen and write the words from Exercise 1A in the correct column for each stress pattern.

<b>1 O</b>	<b>2 Oo</b>
keys	passport
<b>3 Ooo</b>	<b>4 ooO</b>
sunglasses	mobile phone

C Listen again and repeat.

## LISTENING

2 A 1.3 Listen to interviews with three passengers at an airport and complete the table.

	Passenger 1	Passenger 2	Passenger 3
Nationality	German		
Tourist (T) or on business (B)?		T	

B Listen again and tick the things in the passengers' bags.

	Passenger 1	Passenger 2	Passenger 3
laptop			
credit card			
diary			
MP3 player and earphones			
sunglasses			
passport	✓		
camera			
ticket			
newspaper			
magazine			
mobile phone			
keys			



## GRAMMAR

## THIS/THAT, THESE/THOSE; POSSESSIVES

3 Look at the picture and complete the conversation with *this*, *that*, *these* or *those*.

John: <sup>1</sup> These are great sunglasses. How much are they?

Shop assistant: <sup>2</sup> \_\_\_\_\_? They're 200 euros.

John: 200 euros!

Shop assistant: But <sup>3</sup> \_\_\_\_\_ sunglasses are only twenty euros.

John: OK. And how much is <sup>4</sup> \_\_\_\_\_ magazine?

Shop assistant: <sup>5</sup> \_\_\_\_\_'s two euros.

John: Two? OK, here you are.

Shop assistant: Thanks.



4 A Rewrite the sentences in the plural.

1 That CD's great!

Those CDs are great!

2 This red pen is Anne's.

3 This isn't my key.

4 Where's that ticket?

B Rewrite the sentences in the singular.

1 These books are very good.

2 Those aren't my files.

3 Who are those men over there?

4 Are these your photos?

5 Add one apostrophe (') to each conversation.

1 A: Is this your mobile phone?

B: No, it isn't. I think it's Jane's.

2 A: Are these DVDs yours?

B: No, they're Suzanna's.

3 A: Is your friend's name Greg?

B: Yes, Greg Hutchens.

4 A: Are these Nathans sunglasses?

B: I don't know. Ask him.

5 A: Are your teacher's photos in the book?

B: Yes, they're on pages 17 and 18.

6 A: Where are Irenas tickets?

B: They're on the table.

7 A: Is this chocolate cake yours?

B: No, it isn't. It's Lucy's.

8 A: Are these keys Mr Allison's?

B: Yes, they are.

6 A Rewrite the sentences. Don't repeat the nouns.

1 These glasses are my glasses.

These glasses are mine.

2 These keys are your keys.

3 That bag is Jack's bag.

4 Those pencils are my pencils.

5 This mobile phone is Anita's mobile phone.

6 That magazine is your magazine.

B  1.4 Listen and check.

C Underline the letter -s in your answers in Exercise 6A.

1 These glasses are mine.

D What is the pronunciation of -s in your answers? Listen again and write /s/ or /z/.

1 These glasses are mine.

/z/ /s/ /z/

E Listen again and repeat.

## VOCABULARY

### TOURIST PLACES

1 A Complete the words. Add the vowels in brackets.

- 1 snackbric ffees ndwich (add *a* or *o*)
- 2 t\_uristsh\_pp\_stc\_rdb\_ttterys\_uvenir (add *a* or *o*)
- 3 r\_t\_rntick\_tappl\_j\_ic\_ (add *u* or *e*)
- 4 tr\_\_nst\_t\_ons\_nglet\_cketpl\_tform (add *a* or *i*)

B Circle the places and things in Exercise 1A.

## FUNCTION

### MAKING REQUESTS

2 Put the words in the correct order to make requests.

- 1 have / I / a / coffee, / can / please  
Can I have a coffee, please? \_\_\_\_\_?
- 2 Birmingham, / have / I / a / could / return / please / to  
\_\_\_\_\_?
- 3 I / please / batteries, / of / can / those / one / have  
\_\_\_\_\_?
- 4 have / could / sandwich, / I / please / a / cheese  
\_\_\_\_\_?
- 5 I / can / apple juice / have / an / coffee, / and / please / a  
\_\_\_\_\_?

3 Complete the conversations with the words in the box.

do have you that's euro please help can

#### Conversation 1

Tourist: Excuse me. <sup>1</sup> Do you speak English?

Shop assistant: Yes. Can I <sup>2</sup> \_\_\_\_\_ you?

Tourist: <sup>3</sup> \_\_\_\_\_ I have these four postcards, please?


Shop assistant: OK. <sup>4</sup> \_\_\_\_\_ two euros, please.

#### Conversation 2

Tourist: Can I <sup>1</sup> \_\_\_\_\_ a coffee, <sup>2</sup> \_\_\_\_\_?

Waiter: That's one <sup>3</sup> \_\_\_\_\_ fifty.

Tourist: Thank <sup>4</sup> \_\_\_\_\_.

4  1.5 Listen and tick the speaker (A or B) that sounds more polite.

- |           |                                       |
|-----------|---------------------------------------|
| 1 A _____ | B <input checked="" type="checkbox"/> |
| 2 A _____ | B _____                               |
| 3 A _____ | B _____                               |
| 4 A _____ | B _____                               |
| 5 A _____ | B _____                               |


## LEARN TO

### LISTEN FOR KEY WORDS

5 A Read the conversations. Underline the two key words in each sentence.

- 1 A: How much is a coffee cake, please?  
B: It's two euros.
- 2 A: Could I have a return to Sydney, please?  
B: That's ten fifty.
- 3 A: Is that a cheese sandwich?  
B: No, it's a chicken sandwich.
- 4 A: That's eight euros, please.  
B: Ah, I only have six euros.

B  1.6 Listen and check. Then listen and repeat.

6 A  1.7 Look at the menu and listen. What do the people order? Write the food and drink for 1–6.

- |                         |               |
|-------------------------|---------------|
| 1 <u>a tomato salad</u> | a) € <u>2</u> |
| 2 _____                 | b) € _____    |
| 3 _____                 | c) € _____    |
| 4 _____                 | d) € _____    |
| 5 _____                 | e) € _____    |
| 6 _____                 | f) € _____    |

B Listen again and write the prices for a)–f).

### \* MENU \*



#### DRINKS

COFFEE | HOT CHOCOLATE | TEA  
JUICE | MINERAL WATER

#### SANDWICHES

EGG | CHICKEN | CHEESE

...

#### SALADS

GREEN | TOMATO



#### ICE CREAM