



Scope and sequence



	Vocabulary 1	Grammar 1	Vocabulary 2	Grammar 2
Welcome to Rise and Shine Towers	Numbers 1–10; colours: black, blue, brown, orange, pink, purple, red, white, yellow	Hi!/Hello! What's your name? I'm.../My name's...	Classroom objects: bag, book, chair, desk, door, pencil Classroom language: Be quiet, Listen, Look, Sit down	It's a (desk). It's (brown).
1 Old toys, new toys	Toys: ball, car, doll, elephant, robot, tablet, teddy bear, train	What's this? It's a (car).	Adjectives: big, small, new, old	It's (old).
2 All kinds of families Review 1 Important to me (Units 1 and 2)	Family: auntie, brother, dad, grandad, granny, mum, sister, uncle	Who's this? This is my...	Pets: bird, cat, dog, fish	I've got a (fish). I've got (two) brothers.
3 Amazing bodies	Body parts: arms, ears, eyes, feet, hands, legs, mouth, nose	I've got (brown) eyes/two arms.	Actions: dance, hop, jump, run	I can/can't...
4 Let's eat up Review 2 All about me (Units 3 and 4)	Food: bananas, bread, cheese, chicken, milk, olives, strawberries, tomatoes	I like (bananas). I don't like (chicken).	More food: ice cream, milkshake, pizza, sandwiches	Do you like (pizza)? Yes, I do./No, I don't.
5 Nature around us	Animals: duck, fox, frog, lizard, mouse, owl, rabbit, turtle	I can see a... , I can see (two) (frogs).	Mini-beasts: ant, bee, butterfly, ladybird	Is it a... ? Yes, it is./No, it isn't.
6 Let's dress up Review 3 Around me (Units 5 and 6)	Clothes: dress, jumper, pyjamas, shirt, shoes, shorts, T-shirt, trousers	I'm wearing (a) (dress).	Feelings: cold, happy, hot, sad	I'm (cold/hot/happy/sad).
Goodbye	Happy holidays! Have a good time! Goodbye! See you soon!			
Seasons	Autumn: apple, chestnut, fire, leaf, pumpkin, tree; It's windy! Winter: boots, gloves, hat, light, scarf, snow; It's snowy! Spring: blossom, butterfly, chick, egg, flower, lamb, rabbit; It's cloudy! Summer: beach, ice-cream, picnic, sun hat, sunglasses, sunny, swimming costume; It's sunny!			

My sounds	Communicative outcome	Global citizenship	Functional language and real-world	Project
p, b	Describing favourite object	Let's be friends I care about my community.	Rules of common courtesy <i>How old are you?</i> <i>I'm six.</i>	A plant pot
t, d	Describing toys	Sharing toys <i>bike, kite, music box, plane</i> Old for me, new for you – I share and recycle my toys. See, value and appreciate old toys. Respect the toys of others.	Polite requests <i>Can I play, please?</i> <i>Yes, let's play./</i> <i>Here you are.</i>	A class toy swap
g, c	Presenting family and people around you	Celebrating families <i>cousin, friend, neighbour, pet</i> Love your family and pets. Respect and celebrate differences among people's families. Understand the importance of the wider community as a family.	Expressing thanks <i>This is for you!</i> <i>Thank you!</i>	A family circle
m, n	Describing abilities / what you can do	Playing games together <i>clap (your hands), close/open (your eyes), touch (your feet), move your body</i> Respect differences and different abilities. Self-worth: appreciate our bodies and abilities.	Imperative instructions and paying a compliment <i>Touch your nose!</i> <i>Well done!</i>	A talent show
h, ch	Asking about likes and dislikes	Trying different foods <i>pasta, rice, salad, soup</i> Find out about the food you eat. Developing personal identity through food.	Asking for food <i>Can I have a/an..., please?</i> <i>Here you are.</i>	A class lunch
s, f	Describing insects and animals	Exploring nature <i>flower, grass, pond, tree</i> Respect animals. Find out about living things. Share the world.	Making plans/ suggestions <i>Let's find (a) (butterfly)!</i>	A park collage
sh, j	Describing clothes; giving advice / making suggestions about what to wear	Appreciating special clothes <i>boots, hat, jeans, skirt</i> Appreciate and understand difference and diversity (cultures, clothing, traditions). Feel good in the clothes you wear.	Inviting and giving advice <i>Come to my party!</i> <i>Wear a (big) (hat)!</i>	A costume doll

2

All kinds of families

Lesson 1

★ What can you see?

1 ^{2.01} Listen and explore.

1 uncle

2 auntie

3 mum

6 sister

Tell me!

Is your family big or small?

2



^{2.02} Listen, point and say.

3

Stick and say.

4



Watch and listen.



4 granny

5 granddad



Lesson 2

1  2.03 Sing and act. 2  2.05 Listen and number.

8 dad

7 brother

Who's this?
This is my dad.


I can shine! 3  Ask and answer for Dexter.

Who's this?

This is my
sister.I can ask about family. 

Lesson 3

1 Who's in the story? Tick (✓).



2  Listen or watch.





Let's imagine!

Draw a family
for Kiki.



I can shine!

3 Tick (✓) Elena's family.













4 Act out.

**I can understand a story
about different families.**



Lesson 4

1  2.08 Listen and find.

2  2.09 Listen and match. Say.

fish

cat



bird

dog

3  2.10 Listen and say.




Chant

*I've got a doll. I've got a train.
I've got a tablet, too.
I've got a brother. I've got a fish.
I've got a friend. And you?*

I've got
a bird.



4 Follow and find. Say.



Lesson 5

1  2.11 Listen and tick (✓).

1



2  Look and play.

I've got two brothers and a cat.

1!


Yes!

2



3  2.12 Listen and say.

My sounds



Granny and grandad have got a colourful cat.

I can shine!

4 Cut out and say.

I've got a sister.

I've got a mum and a dog.

I can describe my family and pets.





Lesson 6

1 **2.15** Listen, look and find.



2 **2.16** Listen, point and say.



3 Who do you do these things with? Look, think and tick (✓).

	eat	go to school	play
cousin 			
neighbour 			
friend 			
pet 			



4 Watch and listen.

Lesson 7

Thanking people

1 Who's the card for? Read and tick (✓).

2.17 Then listen and check.



2 Read and complete.

best friend dad
grandad granny mum

For my

.....

From

.....

I can shine!

3 Let's thank someone!

This is for you.

Thank you!

I can thank people.

Let's make a family circle!

Step 1

Review

1 Read and number. Then trace.



- 1 uncle
- 2 dad
- 3 granddad
- 4 brother
- 5 sister
- 6 mum
- 7 granny
- 8 auntie

2 Who's in your family? Circle.

3 Tell a friend.

4 Think! Tick (✓) who is important to you.

neighbour cousin friend pet

I've got two sisters and a pet. It's a bird!

Step 2

Create

5 Who are your special people? Draw and write.




6 Make your family circle.



Time to shine!

7 Show your family circle to the class.



This is my mum.
I've got a sister. I've
got a cat. This is my
friend.

I can appreciate all kinds of families!

Review 1 Important to me

1

2.18

Listen and find the toys.



2



Read and match. Then trace.

I've got
an elephant.

I've got
a plane.

I've got
a car.

3



Look and point. Then ask and answer about toys.

What's this?

It's a ball.
It's old.

Time to shine! ✨ ✨

Mini-project

- 4 Draw or make a label.

For my _____

Think about
my progress

- 5 Read and complete.

I know toy words.

I know family words.

My favourite story is in Unit .

My favourite song is in Unit .

- 6  Read and tick (✓).



1 I can name my toys and family.

2 I can ask and answer about toys and family.

3 I can ask friends to play.

4 I can thank someone.