

COLOUR IN A FLOWER
WHEN YOU FINISH A UNIT.

HELLO!

I LOVE MY
SCHOOL!

MY
HOUSE

MY BODY

ANIMALS

FOOD
AND
DRINK

SPORTS
AND HOBBIES

SUMMER
HOLIDAY

Warm-up poem
Stand up! Sit down!
Turn your shoulders all around!
Listen and look!
Open your book!
It's time for English class!

CONTENTS

UNIT	LESSON	VOCABULARY	STRUCTURES	PAGE
Unit 1 HELLO!	Lesson 1: Greetings	morning, afternoon, evening, night	Hello, how are you? I'm fine, thank you! Good morning/ afternoon/ evening / night! What is your name? My name is ...	6
	Lesson 2: I am here!	here there	Where are you? I am here! Where is the? It is there!	8
	Lesson 3: My family	father, mother, brother, sister, baby, grandmother, grandfather, son, daughter this, that	This is my family. We have a dog. This is my mother. That is my father.	10
	Lesson 4: Happy Halloween!	pumpkin, moon, bat, spider, ghost, witch, cat, hat	Happy Halloween!	12
Unit 2 I LOVE MY SCHOOL!	Lesson 1: I love my school!	school, teacher, pupil learn, play	This is my school I love my school I learn at school. I play with friends.	14
	Lesson 2: Our classroom	board, student, chair, table, computer, bookcase class commands: Stand up! Sit down! Raise your hand! Take out your book! Open your book! Close your book! Write! Read! Draw! etc.	Can you see a table in the classroom? Point to the table.	15
	Lesson 3: You must be polite!	classroom, desk, window, door, wall	Give me the book, please! Thank you! You're welcome! Help me, please!	17
	Lesson 4: Occupations	farmer, driver, doctor, nurse, teacher, dentist, police officer, chef, hair dresser, fire fighter	What do you do? I am a farmer/driver/doctor etc. What do you want to be? I want to be a teacher/police officer.	18
Unit 3 MY HOUSE	Lesson 1: My yellow house	cloud, sky, sun, flower, grass, tree door, wall, window, roof, chimney	Where do you live? I live in this house. How many?	20
	Lesson 2: Rooms in the house	attic, bedroom, bathroom, living room, kitchen there is/there are	What is in your house? In my house there is an attic, a bedroom, a bathroom, a living room and a kitchen. In my house there is a bed. In my house there are five windows. What room are we in? We are in the kitchen.	22
	Lesson 3: My room	computer, desk, bookcase, bed, table, chair, wardrobe, lamp, picture, toy	What is this? It is a bookcase. Where is the bed? It is in the bedroom.	24
	Lesson 4: My Christmas tree	Christmas tree, Christmas gifts, Christmas wreath, Christmas lights, armchair, fireplace, left, right	The armchair is on the left. The Christmas tree is on the right.	26
Unit 4 MY BODY	Lesson 1: My face and my body	head, mouth, nose, eye, hair, chin, cheek, shoulder, arm, leg, foot, finger, toe, stomach, chest	I've got ... Touch your nose! Count your fingers/toes! Open/Close your eyes!	29
	Lesson 2: My emotions	happy, sad	I am happy! I am sad!	31
	Lesson 3: Wash, comb, brush!	wash, comb, brush	In the morning I wash my hands, I comb my hair, I brush my teeth.	32
REVISION 1	Unit 1, 2, 3, 4			33

Unit 5 ANIMALS	Lesson 1: Can I have a pet?	dog, cat, hamster, fish, guinea pig	Can I have a pet? Yes, you can! This is Sissi. She is a cat.	35
	Lesson 2: In the forest	wolf, fox, bear, hare, hedgehog, owl, squirrel, deer, badger	What do you see? I see a deer.	36
	Lesson 3: Animals on safari	colours revision tiger, giraffe, elephant, lion, zebra, hippo, crocodile, flamingo, monkey, snake	What do you see? I see a tiger. What colour is it? It is orange, black and white.	37
	Lesson 4: Under the sea	whale, shark, octopus, dolphin, starfish, seal, fish, seahorse, jellyfish, seashell, turtle, frog, crab, skate	What is this? This is a dolphin.	39
	Lesson 5: We get cheese from cows!	pig, chicken, cow, bee, cat, dog, barn	I love cheese. Me too. Where does cheese come from? It comes from cows. So, we get cheese from cows.	40
Unit 6 FOOD AND DRINK	Lesson 1: In my garden	flower, plant, vegetables, watering can, apple tree, flower pot, soil, hat	We are little gardeners. We plant flowers. We water plants. We grow vegetables. We pick apples from the apple tree.	42
	Lesson 2: Fruit salad	grapefruit, pear, kiwifruit, watermelon, banana, peach, apple, grapes, orange, cherry, strawberry	favourite fruits fruit salad	44
	Lesson 3: I want to buy vegetables!	onion, carrot, tomato, potato, pepper, mushroom, eggplant, garlic, broccoli	There is There are	45
	Lesson 4: Favourite Foods	ice cream, candy, cake, cupcake, pie, pizza, hamburger, sandwich, hotdog, fries, soup, salad, pudding	What do you like to eat? I like to eat a cake and a hamburger. The dog likes sausages.	46
	Lesson 5: Happy Easter!	Easter egg, Easter bunny, Easter basket, chicken, lamb	Happy Easter!	48
Unit 7 SPORTS AND HOBBIES	Lesson 1: My hobby	taking pictures, singing, collecting, playing the piano, music, chess, painting, reading, computer games, sports	What do you like to do? I like....	49
	Lesson 2: Sports	tennis, basketball, volleyball, football, swimming, dancing, riding a bike, baseball	Do you like? Yes, I like/No, I don't like	50
	Lesson 3: I love to sing	violin, guitar, drum, piano, trumpet	I can sing. I can play the piano. My favourite instrument is... I love to	51
Unit 8 SUMMER HOLIDAY	Lesson 1: What is the weather like?	sunny, cloudy, rainy, snowy, windy, foggy, warm, cold	What is the weather like? It's warm/ sunny/ rainy/ snowy today.	52
	Lesson 2: My clothes	T-shirt, short pants, sweater, skirt, trousers, cap, boots, scarf, gloves, sunglasses, umbrella, raincoat, sandals	What do you wear? I wear a raincoat and an umbrella on a rainy day.	54
	Lesson 3: My town	museum, hospital, zoo, church, park, market place, my school, train station, river, my house	Where do you live? I live in a town. Where is the church? It's on my left. I am here. Turn left/right. Go straight ahead!	55
	Lesson 4: In the amusement park	water park, wheel, swing, roller coaster, circus, carousel, slide	I like the roller coaster. I like the swing. I like the wheel. No way! It's too scary! Let's go on a roller coaster!	57
	Lesson 5: I like to travel!	bus, plane, car, train, bike, foot my passport	I like to travel. This is my passport.	58
REVISION 2	Unit 5, 6, 7, 8			59


Lesson 1: GREETINGS

Unit 1: HELLO!

1. Watch and say.



2. Listen to your teacher and say.




Teacher's note: Greetings Game

Use a ball to roll to students one at a time (or throw a bean bag) and greet them by name as you do so. When the students are confident enough, they can roll the ball to each other as they say "Hello _____."


Lesson 2: I AM HERE!

Unit 1: HELLO!

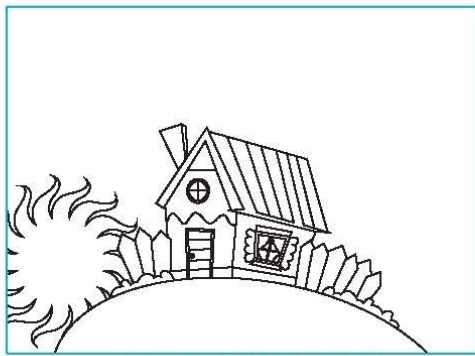
1. Watch and say.




2. Listen to your teacher and say.




3. Listen to your teacher and colour.



GOOD MORNING!



GOOD AFTERNOON!



GOOD EVENING!



GOOD NIGHT!

4. Match



I WAKE UP.



I GO TO SLEEP.



I DO MY
HOMEWORK.



I HAVE
DINNER.

GOOD MORNING!

GOOD AFTERNOON!

GOOD EVENING!

GOOD NIGHT!

5. Let's learn a poem!

GOOD MORNING,
GOOD MORNING
AND HOW DO YOU DO?
GOOD MORNING,
GOOD MORNING,
A HAPPY DAY TO YOU!



3. Watch and match.



THE BUS IS

THE SCHOOL IS


CLARA IS

PETER IS

HERE

THERE


4. Draw what you like.




Lesson 3: MY FAMILY

Unit 1: HELLO!

1. Watch, listen to your teacher and say.



2. THIS or THAT? Watch, listen and say.



3. WHO IS THIS? Choose and colour the right rectangle.



WHO IS THIS?

THIS IS MY

SISTER

MOTHER



WHO IS THIS?

THIS IS MY

GRANDMOTHER

MOTHER



WHO IS THIS?

THIS IS MY

BROTHER

FATHER



WHO IS THIS?

THIS IS MY

GRANDFATHER

BROTHER

4. WHERE ARE THEY? Choose and tick (✓).




WHERE
IS MY
MOTHER?

☐

MY MOTHER IS HERE.

☐

MY MOTHER IS THERE.



WHERE
IS MY
FATHER?

☐

MY FATHER IS HERE.

☐

MY FATHER IS THERE.

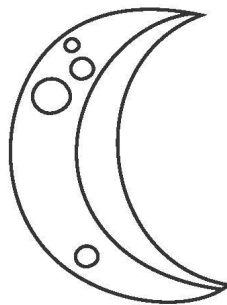
Lesson 4: HAPPY HALLOWEEN!

Unit 1: HELLO!

1. Watch and say, then colour in.



PUMPKIN



MOON




BAT



SPIDER



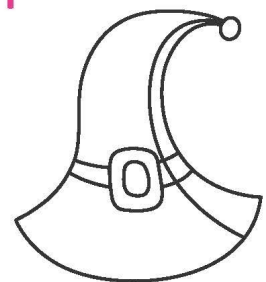
GHOST



CAT



WITCH



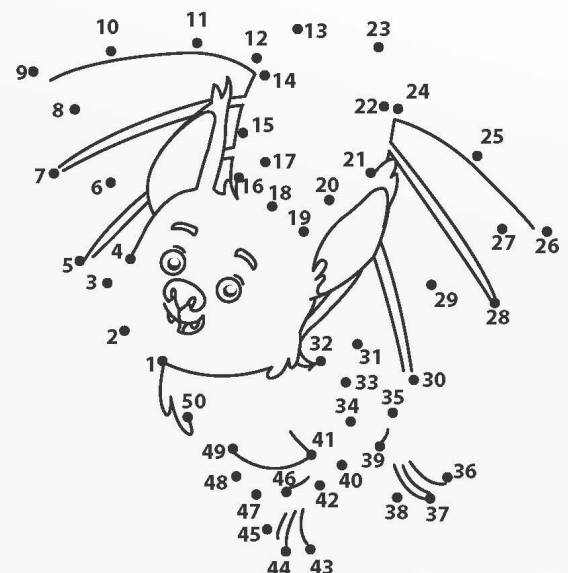
HAT

2. Action poem



ROLL LIKE A PUMPKIN!
WALK LIKE A GHOST!
FLY LIKE A WITCH!
MEOW LIKE A CAT!
FLY LIKE A BAT!

3. Connect the dots.



Lesson 1: I LOVE MY SCHOOL!

1. Watch and say.



THIS IS MY SCHOOL.
I LOVE MY SCHOOL!



AT SCHOOL I **LEARN**
NEW THINGS.

2. Listen to your teacher and say.

I GO TO SCHOOL ON **MONDAY**.

I PLAY WITH FRIENDS ON **TUESDAY**.

I LEARN AT SCHOOL ON **WEDNESDAY**.

I SAY "GOOD MORNING, TEACHER!"
ON **THURSDAY**.

I SAY "GOODBYE!" ON **FRIDAY**.

4. Match.

- ON **MONDAY** •
- ON **TUESDAY** •
- ON **WEDNESDAY** •
- ON **THURSDAY** •
- ON **FRIDAY** •

Unit 2: I LOVE MY SCHOOL!




THIS IS MY TEACHER.



AT SCHOOL I **PLAY** WITH
FRIENDS.

3. Draw your favourite activity at school.



- I PLAY WITH FRIENDS.
- I SAY "GOODBYE!".
- I SAY "GOOD MORNING, TEACHER!".
- I LEARN AT SCHOOL.
- I GO TO SCHOOL.

4. Go to page 61, find then cut and paste the words.



5. Draw your Halloween Costume.



Teacher`s note: Halloween Walk

Ask students to form a line on one side of room. Cross room in following ways: 1) fly like a bat; 2) hop like a spider; 3) roll like a pumpkin; 4) meow like a cat; 5) walk like a witch; 6) float like a ghost;

My score



Excellent







Good



I need help!


3. Listen to your teacher and do. Then practise in pairs.




Lesson 2: OUR CLASSROOM

Unit 2: I LOVE MY SCHOOL!

1. Watch and say.



2 Listen to your teacher and say.



Teacher`s note: Play "Classroom Objects" touch

Have everyone stand up in the middle of the classroom. Teacher shouts out an instruction (e.g. "Touch the door!") and everyone must run to the door and touch it. This should be a quick and exciting game.