

## CONTENTS

UNIT	LESSON	VOCABULARY	STRUCTURES	PAGE
<b>Unit 1 GREETINGS</b>	<b>Lesson 1: Hello!</b>	morning, afternoon, evening, night	Hello / Hi Goodbye/ Bye Good morning/ afternoon/ evening / night	<b>6</b>
	<b>Lesson 2: I am...</b>	boy, girl, one, two, three, four, five, six, seven, eight, nine, ten	What are you? I am a boy/girl. How old are you?/ I am ...	<b>8</b>
	<b>Lesson 3: My family</b>	father, mother, brother, sister, baby, grandmother, grandfather, son, daughter	This is my family. Edy is my brother. Edy is my son.	<b>10</b>
	<b>Lesson 4: Occupations</b>	doctor, teacher, artist, cook, reporter, hairdresser	My father is a doctor. My mother is a teacher.	<b>12</b>
<b>Unit 2 MY SCHOOL</b>	<b>Lesson 1: School Greetings</b>	school, teacher, pupil	Good morning, teacher! Good morning, pupils! Stand up!/ Sit down! Be polite!	<b>13</b>
	<b>Lesson 2: School objects</b>	pen, pencil, book, note book, ruler, rubber, scissors, globe, school bag, computer	I have a ... How many ... ? Close the book! Open the book!	<b>14</b>
	<b>Lesson 3: My classroom</b>	classroom, desk, window, door, wall	Go to the door/ window/ wall	<b>16</b>
<b>Unit 3 MY HOUSE</b>	<b>Lesson 1: My house</b>	roof, door, window, wall, garage, chimney	My house is small. My house is big.	<b>17</b>
	<b>Lesson 2: Rooms in the house</b>	kitchen, bathroom, bedroom, living room, dining room	MARY, where are you? I am in the bedroom. I sleep in the bedroom.	<b>18</b>
	<b>Lesson 3: My room</b>	bed, sofa, mirror, table, chair, TV set	Sit at table! Watch TV! Go to sleep!	<b>19</b>
	<b>Lesson 4: My toys</b>	teddy bear, robot, train, puzzle, ball, kite, doll	How many?	<b>20</b>
	<b>Lesson 5: It's Christmas!</b>	elf, Santa Claus, Rudolf, snowman, presents, angel, Christmas tree, star, ornament	Merry Christmas! What do you want for Christmas? I want a ...	<b>21</b>
<b>Unit 4 MY BODY</b>	<b>Lesson 1: My face and my body</b>	head, mouth, nose, eye, hair, chin, cheek, shoulder, arm, leg, foot, finger, toe, stomach, chest	I've got ... Touch your nose! Count your fingers/toes! Open/Close your eyes!	<b>23</b>
	<b>Lesson 2: My emotions</b>	happy, sad, angry	I am happy!	<b>25</b>
	<b>Lesson 3: My clothes</b>	blouse, trousers, T-shirt, short pants, dress, sweater, skirt, slippers, socks, shoes, cap, boots, scarf, gloves, hat, pyjamas	I have ... I wear ...	<b>26</b>
<b>REVISION 1</b>	<b>Unit 1, 2, 3, 4</b>			<b>28</b>
<b>Unit 5 ANIMALS</b>	<b>Lesson 1: Pets</b>	dog, cat, hamster, fish, lizard, guinea pig	Do you have a pet? Yes, I have a dog. I want a cat/dog.	<b>30</b>
	<b>Lesson 2: On the farm</b>	cow, horse, donkey, pig, rooster, duck, hen, goose, turkey, rabbit, sheep, goat	What is it? It is a cow.	<b>31</b>

	<b>Lesson 3: In the forest</b>	wolf, fox, bear, hare, hedgehog, owl, squirrel, deer, badger	What do you see? I see a deer. Where is the deer? It is next to a tree.	<b>33</b>
	<b>Lesson 4: At the Zoo</b>	leopard, jaguar, elephant, tiger, lion, gorilla, crocodile, giraffe, camel, rhinoceros, penguin, zebra, snake, chameleon, koala, hippo, kangaroo, flamingo, parrot, monkey	We are going to the Zoo. Act like a lion!	<b>34</b>
	<b>Lesson 5: Sea animals</b>	whale, shark, octopus, dolphin, starfish, seal, fish, sea-horse, jellyfish, seashell, turtle, frog, crab, skate	Is this a whale? Yes, it is./ No, it isn't!	<b>36</b>
	<b>Lesson 6: Insects</b>	bee, butterfly, ladybug, ant, spider, mosquito, fly, grasshopper, pretty, flower	I am ... Favourite insect	<b>38</b>
<b>Unit 6 FOOD AND DRINKS</b>	<b>Lesson 1: Meals of the day</b>	breakfast, lunch, snack, dinner	What is the time? It is seven o'clock I eat breakfast at seven o'clock	<b>39</b>
	<b>Lesson 2: Fruits and vegetables</b>	grapes, orange, banana, apple, lemon, watermelon, strawberry, plum, pear, cherry onion, carrot, tomato, potato, pepper, mushroom, cabbage, cucumber, garlic	I like/I don't like I like oranges. I don't like apples.	<b>41</b>
<b>Unit 7 SEASONS</b>	<b>Lesson 1: My favourite season</b>	spring, summer, autumn, winter	What is your favourite season? My favourite season is ...	<b>43</b>
	<b>Lesson 2: What is the weather like?</b>	sunny, warm, snowy, cloudy, rainy	What is the weather like? It's a warm/ sunny/ rainy/ snowy day.	<b>45</b>
	<b>Lesson 3: Colours of Spring</b>	blue, red, yellow, green, purple, white, black, orange, pink, brown	Happy birthday to you! Thank you"!	<b>47</b>
	<b>Lesson 4: Happy Easter!</b>	Easter bunny/ egg/ basket, card, grass, lamb, sun	What colour is it? It is ...	<b>49</b>
	<b>Lesson 5: My Birthday</b>	birthday, birthday cake, present, candle, paper hat, today	Happy Easter! Egg hunt	<b>51</b>
	<b>Lesson 6: Days of the week</b>	Sunday, Monday, Tuesday, Wednesday, Thursday, Friday, Saturday	What day is it today? It is ... today! How many days are in a week? Seven days are in a week.	<b>53</b>
<b>Unit 8 SUMMER HOLIDAY</b>	<b>Lesson 1: Means of transport</b>	bus, car, train, ship, plane	I take the ... to go to ...	<b>54</b>
	<b>Lesson 2: I can</b>	sing, eat, talk, paint, run, swim, use the computer, dance	In my summer holiday, I can paint/ swim/ run.	<b>56</b>
	<b>Lesson 3: Summer is here!</b>	cloud, sun, umbrella, beach ball, palm tree, sand castle, swim ring, sunbed, crab, diver	Happy Holiday!	<b>57</b>
<b>REVISION 2</b>	<b>Unit 5, 6, 7, 8</b>			<b>61</b>

## Lesson 1: HELLO!

## Unit 1: GREETINGS

### 1. MEET YOUR FRIENDS.




**HELLO, I AM MARY!**



**HELLO, I AM EDY!**

### 2. WATCH AND SAY.



**Teacher's Note:**

Ask the learners to walk around greeting each other. Allow them to do this however they feel comfortable (with a handshake or a wave).



3. WATCH, LISTEN TO YOUR TEACHER AND SAY!

## PUSS IN BOOTS



**GOOD MORNING!**



**HELLO!**



**GOODBYE!**



**GOOD AFTERNOON!**



**GOOD EVENING!**



**GOOD NIGHT!**

3. MATCH.



**SUN**

**GOOD NIGHT!**



**MOON**

**GOOD MORNING!**



2. HOW OLD IS MARY? HOW OLD IS EDY? MATCH.



1 2 3 4 5 6 7 8 9 10  
ONE TWO THREE FOUR FIVE SIX SEVEN EIGHT NINE TEN

3. LISTEN TO YOUR TEACHER AND CHOOSE.



A. WHO ARE YOU?

B. I AM ☐ MARY ☐ EDY.

A. WHAT ARE YOU?

B. I AM ☐ A BOY ☐ A GIRL.

A. HOW OLD ARE YOU?

B. I AM ☐ SIX ☐ SEVEN



A. WHO ARE YOU?

B. I AM ☐ MARY ☐ EDY.

A. WHAT ARE YOU?

B. I AM ☐ A BOY ☐ A GIRL.

A. HOW OLD ARE YOU?

B. I AM ☐ SIX ☐ SEVEN

4. DRAW, THEN WRITE ABOUT YOURSELF.




MY NAME IS

.....

I AM ..... YEARS OLD.




1. WATCH AND SAY.



**Teacher's Note.** Let's Play The Game!

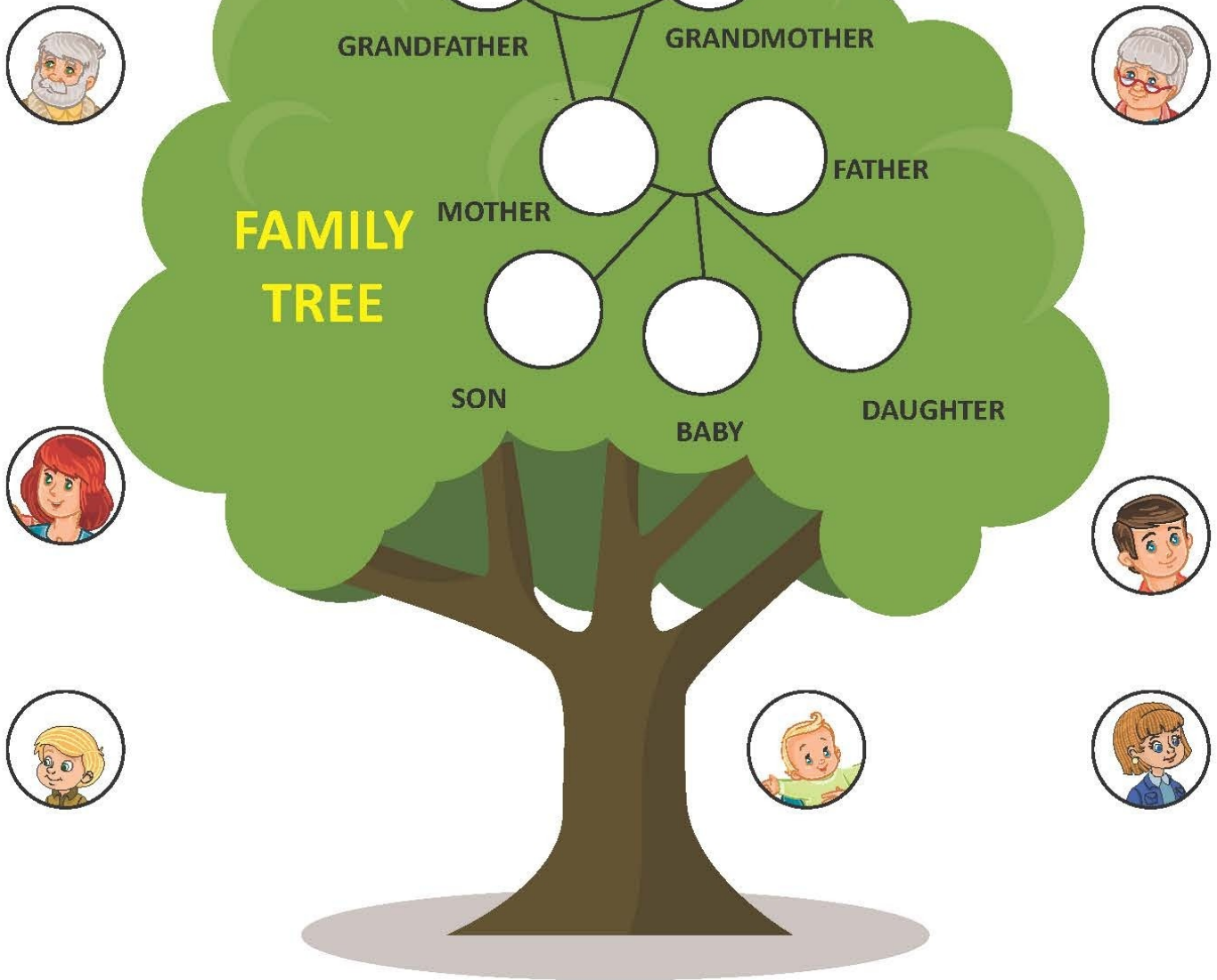
Sit the learners in a circle. Review numbers from one to ten, showing them flashcards. Point to a flashcard and say the number. Pitch a ball to a child. Ask him/her: How old are you?. S/he answers the question, then throws it to someone else and asks the same question.

## 1. WATCH AND SAY!





2. MATCH.



3. LET'S LEARN A POEM!



## Lesson 4: OCCUPATIONS


## Unit 1: GREETINGS

1. LISTEN TO YOUR TEACHER, WATCH AND MATCH.



DOCTOR

MY FATHER IS A **DOCTOR**.



TEACHER

MY MOTHER IS A **TEACHER**.

MY GRANDFATHER IS AN **ARTIST**.

MY GRANDMOTHER IS A **COOK**.



ARTIST



COOK

2. LISTEN AND SAY.



## 1. WATCH AND SAY.



## 2. LISTEN TO YOUR TEACHER AND ACT, THEN COLOUR IN.



**STAND UP!**



**SIT DOWN!**



**CLAP YOUR HANDS!**



**COME IN, PLEASE!**



**RAISE YOUR HAND!**



**BE QUIET!**

### MY SCORE



**EXCELLENT**



**GOOD**



**I NEED HELP!**



## Lesson 2: SCHOOL OBJECTS

## Unit 2: MY SCHOOL

1. WATCH AND SAY, THEN TRACE.



PEN




PENCIL



BOOK



NOTEBOOK



RULER



RUBBER



SCISSORS



GLOBE



SCHOOL BAG

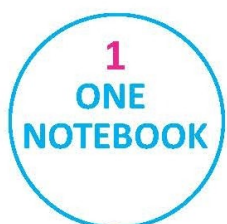
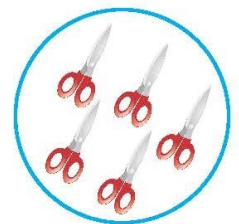




COMPUTER



BOARD

2. HOW MANY? MATCH THE IMAGES WITH THE NUMBERS.



**3. WATCH AND SAY.**

WHAT IS THIS?



THIS IS A COMPUTER.

WHAT IS THIS?



THIS IS A SCHOOL BAG.

NOW IS YOUR TURN.  
ASK AND ANSWER.



BOOK




PENCIL


**4. LISTEN TO YOUR TEACHER AND DRAW.**



I HAVE A  
RULER.



I HAVE A  
BOOK.



**5. LISTEN TO YOUR TEACHER AND ACT, THEN COLOUR IN.**




OPEN YOUR BOOK!



CLOSE YOUR BOOK!



WRITE!

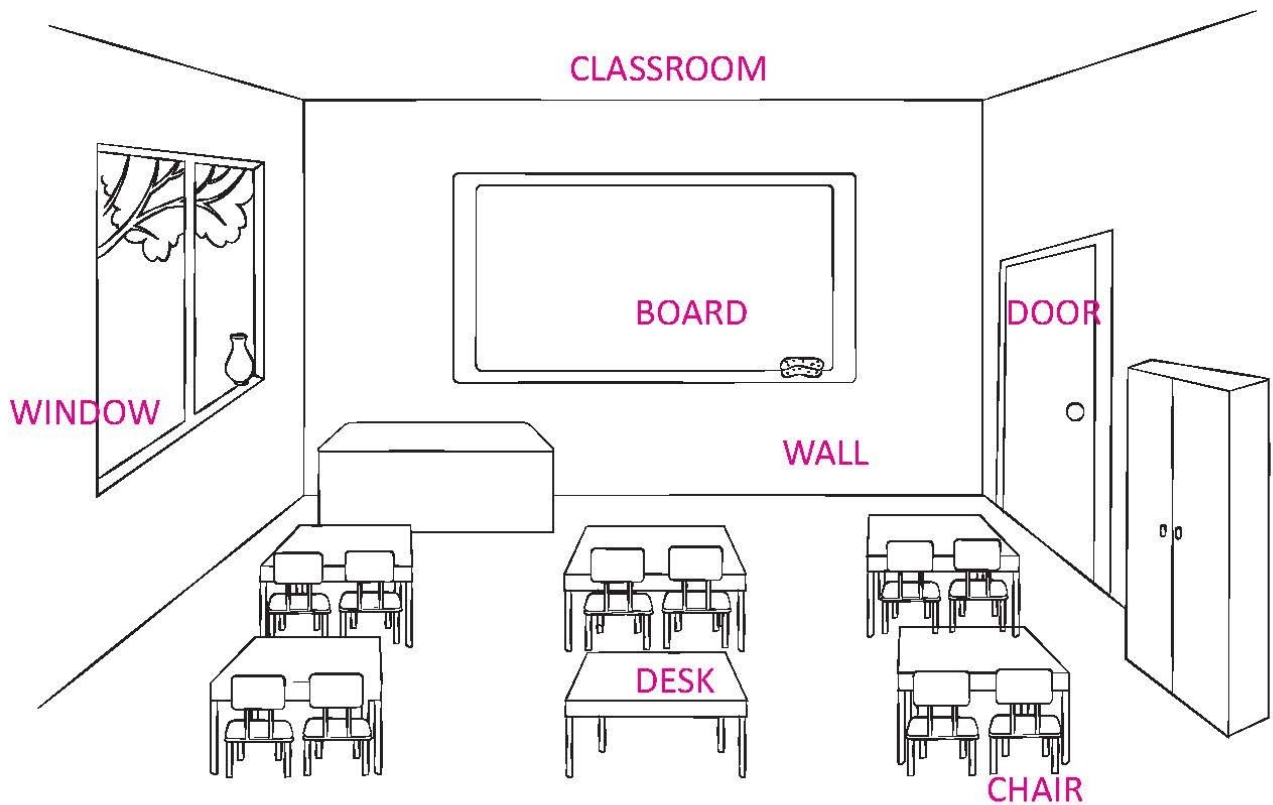


WRITE ON THE BOARD!



CLEAN THE BOARD!

## 1. WATCH AND SAY.



## 2. LISTEN TO YOUR TEACHER AND ACT.

**GO TO THE WINDOW!**

**GO TO THE BOARD!**

**GO TO THE DOOR!**

**GO TO THE WALL!**

### Teacher's note: LET'S PLAY THE GAME!

Once learners become familiar with the meaning of the various instructions, they can now play a game incorporating the classroom vocabulary they have learned, along with other vocabulary previously learned. Divide the class into groups of four or five depending on the size of the class. Select a leader for each group. Each leader takes turns at giving an instruction to a member of his group. If the instruction is followed correctly, the learner gets a point and the leader then directs an instruction to another learner. If it is not, the learner gets out of the game. The game continues until there is only one learner left standing in the group. This learner becomes the new leader.



### MY SCORE



**EXCELLENT**



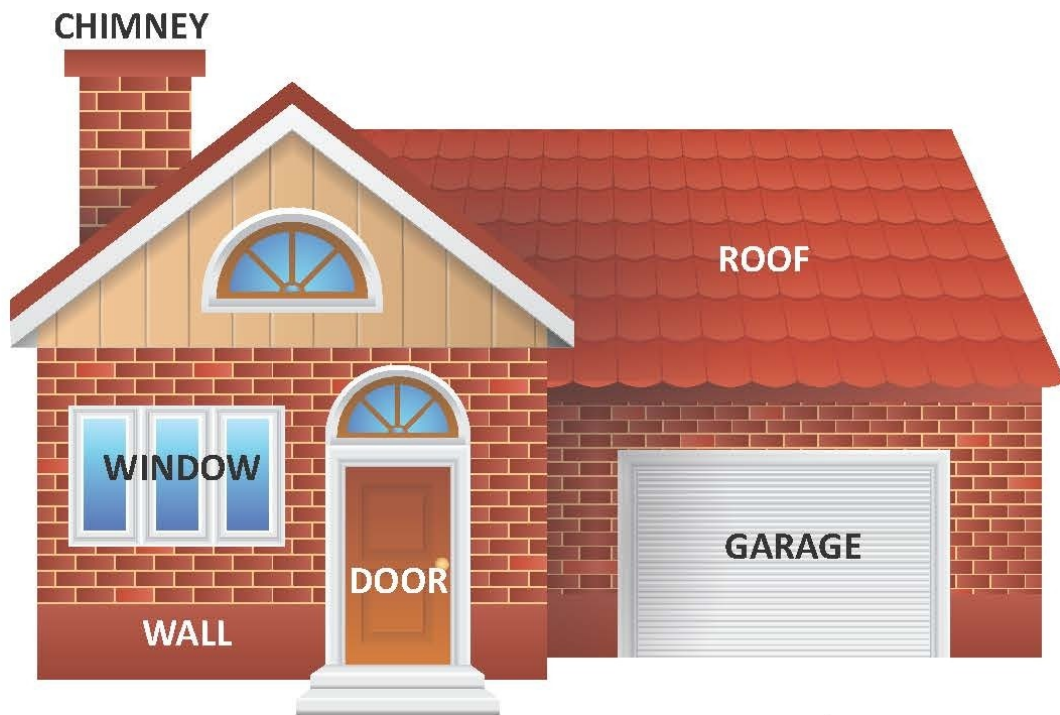
**GOOD**



**I NEED HELP!**




### 1. WATCH AND SAY.



### 2. LISTEN TO YOUR TEACHER AND COLOUR IN.



MY HOUSE IS **SMALL**.




MY HOUSE IS **BIG**.

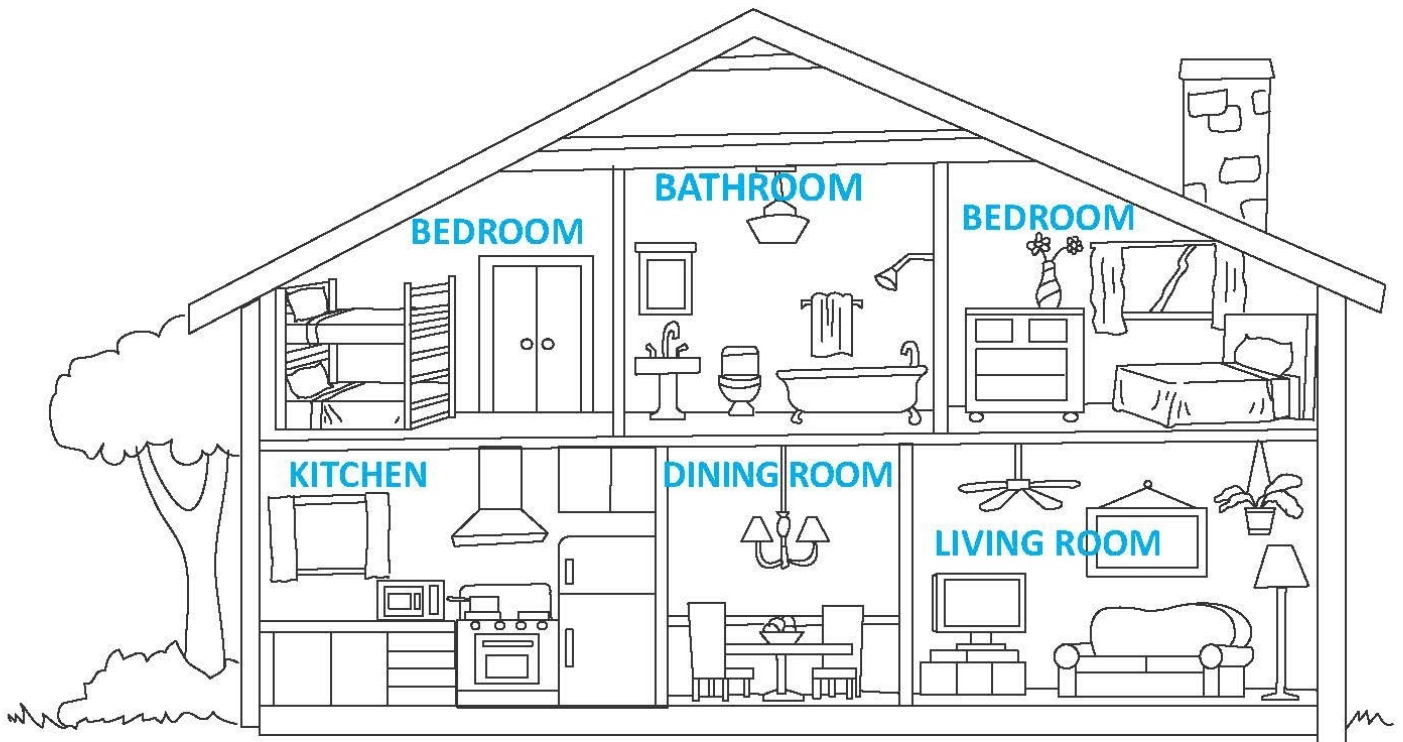
### 3. LET'S LEARN A POEM!



I HAVE A LITTLE HOUSE  
WITH WINDOWS AND A DOOR  
ONE CHIMNEY ON THE TOP  
I LOVE MY HOUSE A LOT.



### 1. WATCH AND SAY.



### 2. LISTEN TO YOUR TEACHER AND SAY.



I SLEEP IN THE  
BEDROOM.

I COOK IN THE KITCHEN.

I EAT IN THE DINING  
ROOM.

I WASH IN THE  
BATHROOM.

I RELAX IN THE LIVING  
ROOM.


## Lesson 3: MY ROOM

## Unit 3: MY HOUSE

### 1. WATCH AND SAY.



IN MY ROOM  
I HAVE A ...



BED




CHAIR



WARDROBE



BOOKSHELF



RUG



DESK



LAMP




COMPUTER



TOY



TABLE




SOFA



MIRROR

### 2. DRAW YOUR ROOM.





## Lesson 4: MY TOYS

## Unit 3: MY HOUSE

1. WATCH AND SAY, THEN ASK AND ANSWER.

TEDDY BEAR



ROBOT



TRAIN



CAR



KITE



BALL



DOLL




WHAT IS THIS?




THIS IS A ROBOT!

2. DRAW YOUR FRIEND'S FAVOURITE TOY.



3. HOW MANY TOYS?  
CIRCLE THE RIGHT NUMBER.



FIVE      SIX      SEVEN

## Lesson 5: IT'S CHRISTMAS!

1. LISTEN TO YOUR TEACHER AND SAY.

WHAT DO YOU  
WANT FOR  
CHRISTMAS?

SANTA CLAUS




I WANT A  
CARROT FOR  
CHRISTMAS.



RUDOLF

2. WATCH AND SAY.

WHAT DO  
YOU WANT  
FOR  
CHRISTMAS?



I WANT A



FOR  
CHRISTMAS.

I WANT A



FOR CHRISTMAS.  
AND YOU?



3. PETER WRITES A LETTER FOR  
SANTA. READ THE LETTER.




DEAR



FOR CHRISTMAS I WANT A

AND A




THANK YOU!  
MERRY CHRISTMAS!

4. NOW IS YOUR TURN! USING  
DRAWINGS AND WORDS, WRITE A  
LETTER FOR SANTA.

DEAR



5. COLOUR IN AND SAY.




SNOWMAN



CHRISTMAS TREE



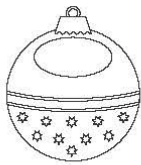
ANGEL



PRESENTS



ORNAMENTS



SNOWFLAKE




ELF



CANDLE

6. HELP RUDOLF GET THROUGH THE HAT MAZE TO FIND SANTA.



7. LET'S LEARN A POEM!

**LITTLE REINDEER**

ONE LITTLE, TWO LITTLE, THREE LITTLE  
REINDEERS  
FOUR LITTLE, FIVE LITTLE, SIX LITTLE  
REINDEERS  
SEVEN LITTLE, EIGHT LITTLE, NINE LITTLE  
REINDEERS  
PULLING SANTA'S SLEIGH.

8. LET'S SING A SONG!

JINGLE BELLS, JINGLE BELLS,  
JINGLE ALL THE WAY!  
OH, WHAT FUN IT IS TO RIDE  
IN A ONE HORSE OPEN SLEIGH.  
JINGLE BELLS, JINGLE BELLS,  
JINGLE ALL THE WAY!  
OH, WHAT FUN IT IS TO RIDE  
IN A ONE HORSE OPEN SLEIGH.

MY SCORE



EXCELLENT



GOOD



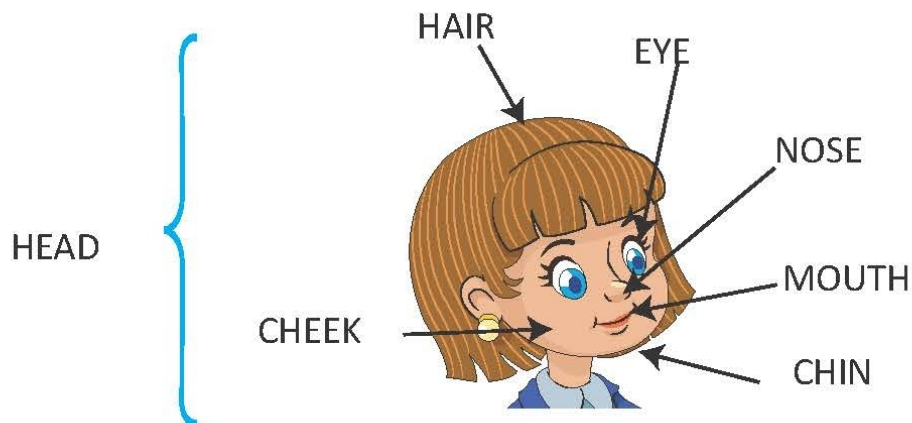
I NEED HELP!



## Lesson 1: MY FACE AND MY BODY

## Unit 4: MY BODY

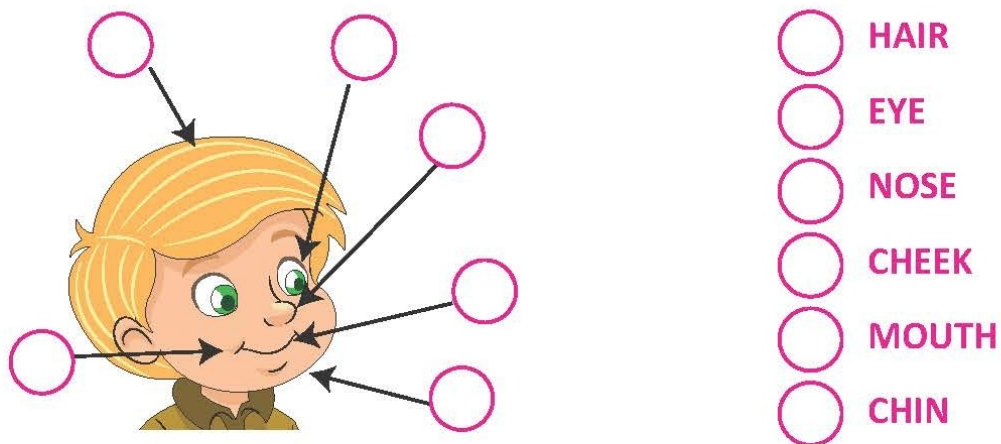
### 1. WATCH AND SAY.



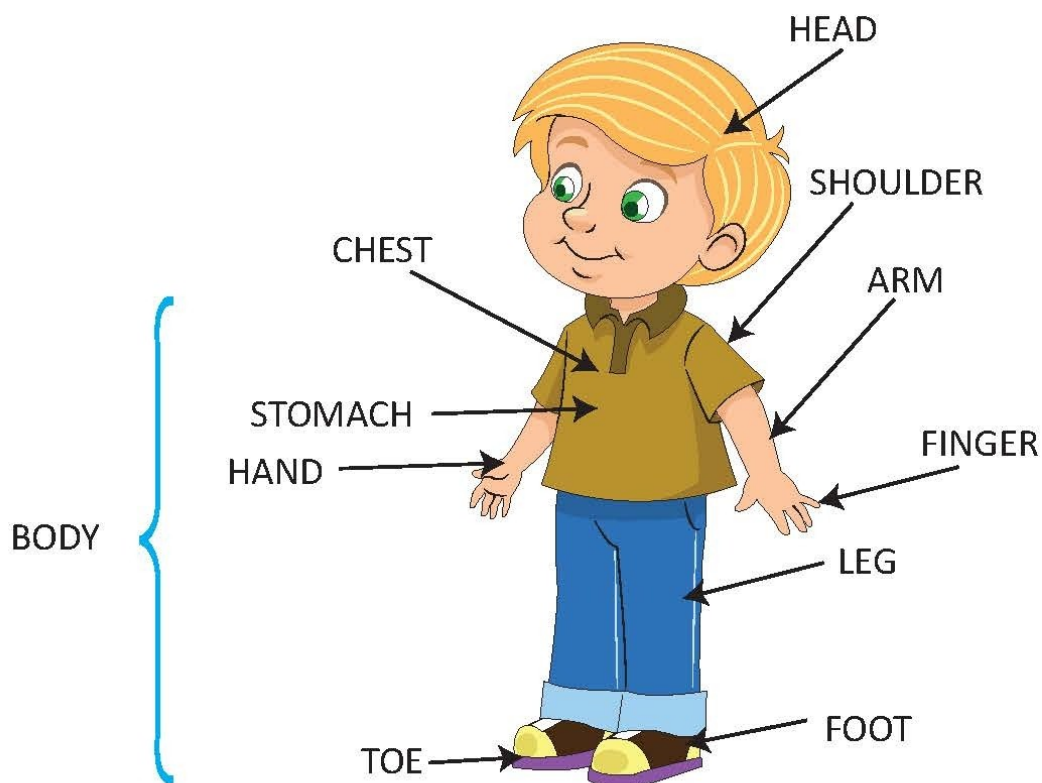
### LET'S LEARN A POEM!

I'VE GOT A NOSE  
AND TWO LITTLE EARS  
I'VE GOT A MOUTH  
AND TWO LITTLE EYES  
I'VE GOT ONE CHIN  
AND TWO LITTLE CHEEKS  
I'VE GOT LOVELY HAIR  
AND A LOVELY HEAD, TOO.

### 2. COLOUR IN USING THE SAME COLOUR.

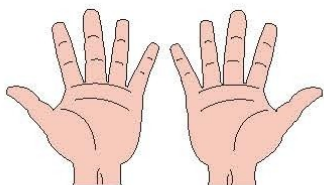


3. WATCH AND SAY.



4. HOW MANY?

I'VE GOT  LITTLE FINGERS.



I'VE GOT  LITTLE TOES.



5. LISTEN TO YOUR TEACHER AND ACT.

TOUCH YOUR **HEAD**!  
TOUCH YOUR **NOSE**!  
TOUCH YOUR **CHEST**!  
TOUCH YOUR **TOES**!  
COUNT YOUR **FINGERS**!  
COUNT YOUR **TOES**!  
OPEN YOUR **EYES**!  
KEEP YOUR **MOUTH** CLOSED!

6. MATCH THE RHYMING WORDS.

<b>BALL</b>	<b>RULER</b>	<b>NOSE</b>
	<b>RUBBER</b>	<b>CHEEK</b>
<b>MOTHER</b>	<b>CHIN</b>	<b>DOLL</b>
<b>FATHER</b>	<b>TOES</b>	