
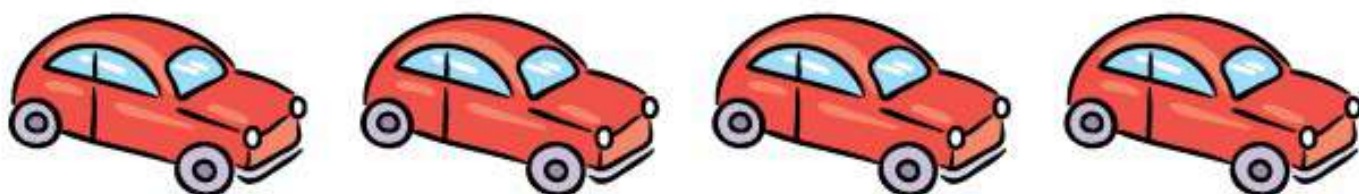



8. Listen and circle:

• 3 planes

• 2 cars

• 1 cat




9. Revise songs and poems from each lesson.



10. Play the game "At the market" to revise fruit and vegetables. You can also use this game with toys.



2. Point to the bunny and colour it.



3. Colour the eggs as you like. Count the eggs.




**TIP** → Listen to the song and act: "The Way the Bunny Hops". (KIBOOMU KIDS)





# Revision (2)

## Recapitulare (2)

1. How old are you?  
Draw candles on the cake.  
How many are there?



2. Count and say how many objects can you see:



2. Look at the picture. Repeat the new words: "This is a house". "These are flowers".

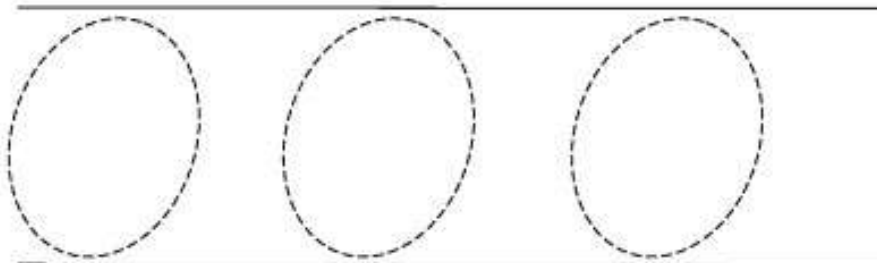


3. Count and colour the flowers.
4. Point to the door and the windows. Count. How many windows can you see?

2. Look at the picture. Colour:  
the cow → orange, the pig → pink, the horse → brown, the chicken → yellow.



3. Draw the eggs. Count and say the number of the eggs. Colour the eggs yellow.



**TIP** → Listen to the song "Old MacDonald had a farm". (SUPER SIMPLE SONGS)

# 3. My Pet

## Animalul meu de companie

1. Repeat the new words after your teacher and say: "This is a cat".

pisică



CAT

câine



DOG



papagal



PARROT

pește



FISH