

Ministerul Educației

Limba modernă engleză

Clasa a IV-a

Jenny Dooley – Virginia Evans



UniScan
GRUP EDUCATIONAL

Uniscan Grup Educațional

Acest manual este proprietatea Ministerului Educației.

Manualul școlar a fost aprobat prin Ordinul ministrului educației nr. 5145/30.08.2021, în urma evaluării și este realizat în conformitate cu Programa școlară aprobată prin Ordinul ministrului educației naționale nr. 5003/02.12.2014.

Ministerul Educației

Limba modernă engleză



Clasa a IV-a



Jenny Dooley – Virginia Evans



Uniscan Grup Educațional

Guide – How to use the course – Instrucțiuni de utilizare a manualului



Printed book
Varianta tipărită

Digital app
Varianta digitală



The course comprises 6 modules each consisting of 2 units. Each unit has 3 lessons. The course consists of the printed book and the digital application that contains all the lessons in the printed book and a variety of interactive, static and animation/video activities.

Manualul este structurat în 6 module de învățare. Fiecare modul cuprinde 2 unități de învățare, iar fiecare unitate este alcătuită din 3 lecții. Manualul este compus din varianta tipărită și varianta digitală. Manualul digital conține toate lecțiile din manualul tipărit având în plus activități interactive, statice și animate.

Key features of a unit – Caracteristicile unității de învățare

Simple, yet meaningful and appealing dialogues consolidate the new language.

Dialoguri simple și atractive pentru consolidarea limbii.

Presentation of new vocabulary through audio and visual stimuli.

Prezentarea vocabularului nou prin stimuli audiovizuali.

Clear and brief grammar presentation.

Prezentarea schematică a structurilor gramaticale.

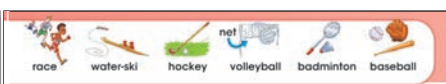
Reading comprehension activities help develop reading skills.

Activități pentru dezvoltarea abilităților de citire.



Read and say yes or no.

- 1 The children are in Waterland. **yes**
- 2 The ball is going over Mr Turtle.
- 3 The sea cows are playing tennis.
- 4 They're eating burgers.




Games help develop the pupils' social skills.

Jocuri pentru dezvoltarea abilităților sociale.

Listening activities consolidate and expand the new language.

Activități de ascultare pentru învățarea și consolidarea limbii engleze.




Game Section to entertain pupils and practise the new language in a fun way.

Jocuri pentru a motiva elevii să exerseze cunoștințele noi într-o manieră atractivă.

Short texts in every unit that use new language and act as **models** for pupils' portfolio activities.

Texte scurte folosite în fiecare capitol pentru exersarea cunoștințelor noi, ce oferă **modele** pentru realizarea activităților din portofoliul elevilor.



TPR songs that help the pupils practise and remember the new vocabulary while having fun.

Cântece atractive care ajută la exersarea și memorarea vocabularului nou.



Activities to practise new sounds as well as words that include them.

Activități de exersare a sunetelor noi și a cuvintelor care conțin aceste sunete.



Troll Tales is a series of episodes in a cartoon story aimed at providing real language input and reading for pleasure.

Troll Tales este o poveste prezentată episodic sub formă de benzi desenate care stimulează cunoștințele de limba engleză și plăcerea de a citi.

Portfolio sections with colourful projects that can be used as models for the pupils' own work.

Secțiuni cu proiecte colorate care pot fi folosite de elevi ca modele pentru propriile lor lucrări.

Go Green! lessons make pupils more aware of environmental issues in a fun and creative way.

Go Green! lecții atractive care ajută elevii să devină conștienți de problemele mediului înconjurător.



Our World lessons explore aspects of life in other countries and broaden the pupils' horizons.

Our World lecții ce explorează aspecte ale vieții în alte țări mărinz orizontul elevilor.



Checkpoint sections for revision and evaluation.

Secțiuni de recapitulare și evaluare.



Now I can sections give a sense of achievement while helping pupils develop their autonomy.

Secțiuni care ilustrează progresul elevilor și îi ajută să-și dezvolte autonomia.

Our School – The pupils use English to explore other subject areas in a fun and creative way. (CLIL)

Elevii utilizează limba engleză pentru explorarea altor discipline (Interdisciplinaritate).



SYMBOLS:
SIMBOLURI:



listening activities
audio



songs
cântece



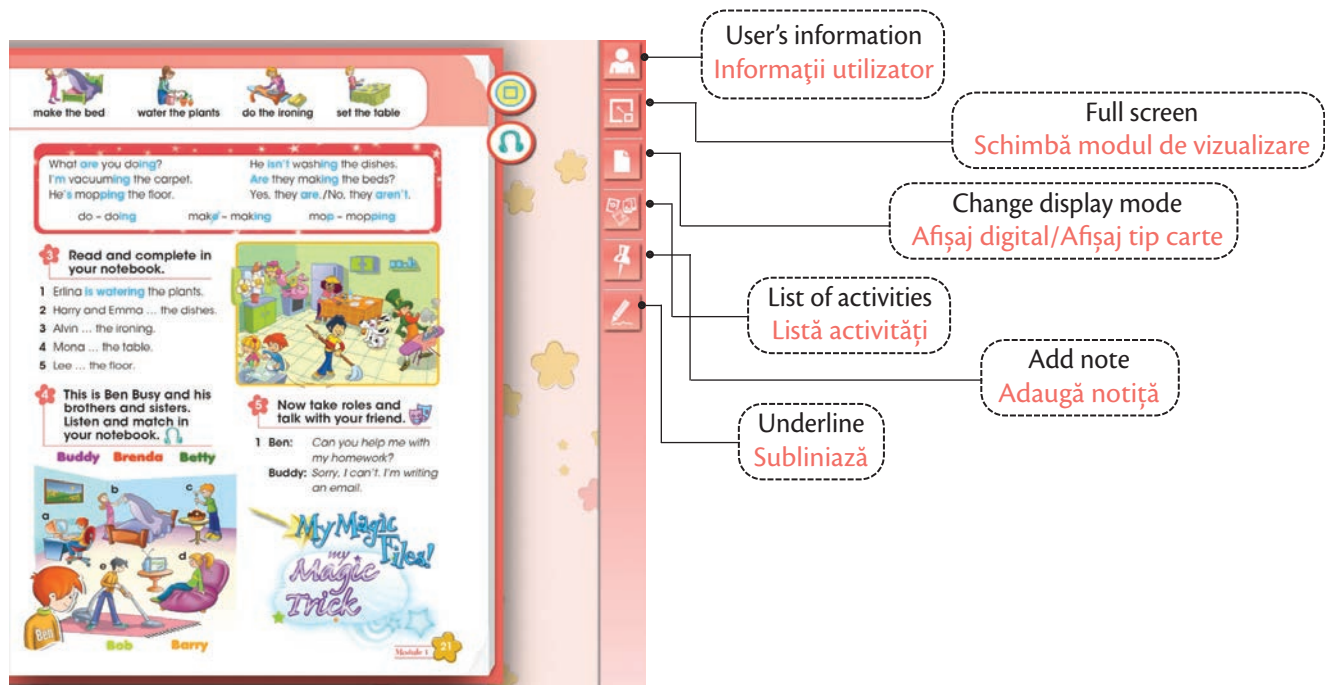
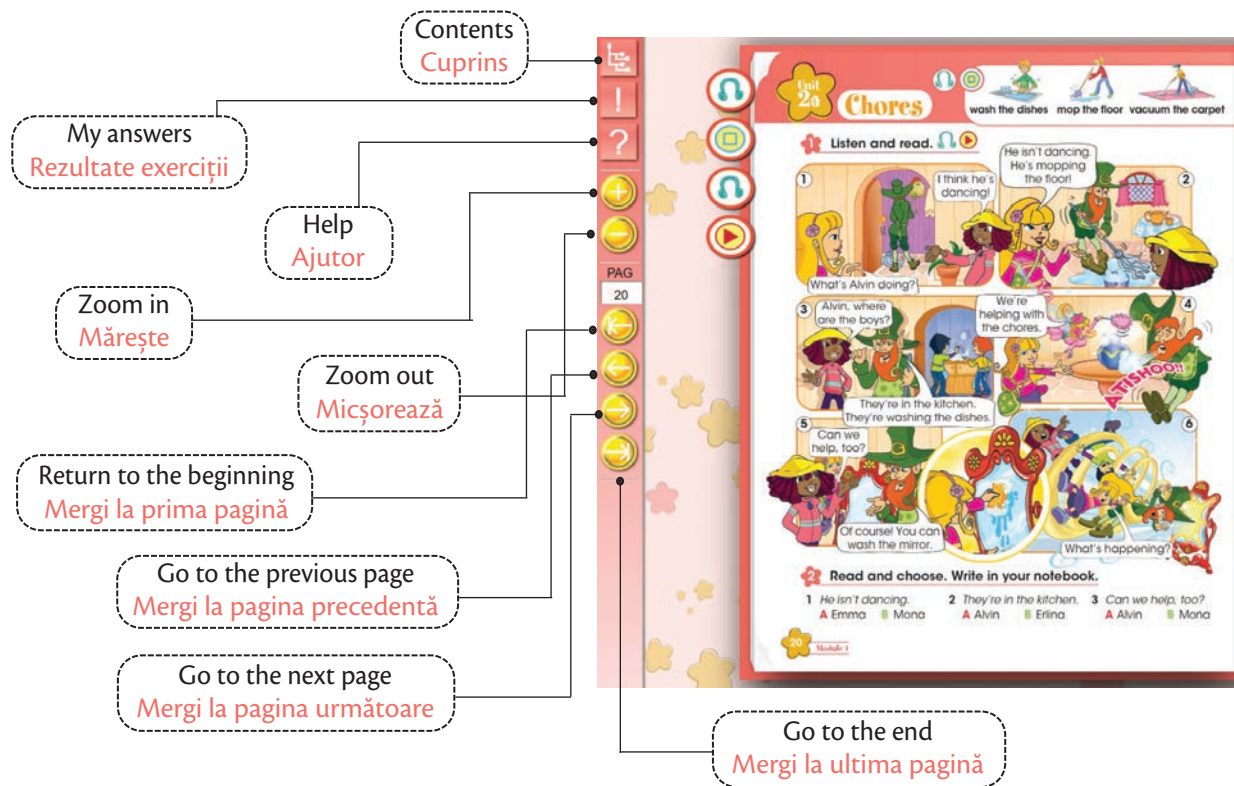
optional activities
activități opționale



craftwork
activități de abilități
practice




role play
joc de rol



static activities
activități statice

animation/video activities
activități animate/video

interactive activities
activități interactive



Contents



Module 1

Starter Unit

(pp. 10-13)

Let's Start!

1.1, 2.1, 2.3, 3.3, 4.2

Vocabulary

- revision
- numbers (1-100)

Structures

- revision

Project

Unit 1

(pp. 14-19)

1a Hello

1b The Mirror

1c Super Gran

1.1, 1.3, 2.1, 2.3, 3.1

- countries
- appearance
- character
- family members
- abilities

- the verb 'to be'
- the verb 'have got'
- possessive adjectives
- the verb 'can'

Write about your super family

Unit 2

(pp. 20-25)

2a Chores

2b Waterland

2c A wonderful time

1.1, 1.3, 2.2, 2.3, 3.1, 4.1

- household activities
- sports
- actions

- present continuous
- prepositions of movement

Write a description of a picture

Troll Tales! 1 (p. 26)

Go Green! 1 (p. 27)

Our World (p. 28)

Checkpoint 1 (p. 29)

Unit 3

(pp. 30-35)

3a In town

3b A new scarf

3c The Green Cross Code

1.1, 1.2, 1.3, 2.1, 2.3, 3.1

- buildings
- directions
- clothes
- prices
- the Green Cross Code

- prepositions of place
- plurals
- imperative

Write about your neighbourhood

Module 2

Unit 4

(pp. 36-41)

4a A space trip

4b XL in concert!

4c A happy person

1.1, 1.3, 2.1, 2.2, 2.3, 3.1

- jobs
- daily routine
- free-time activities
- school subjects

- present simple
- adverbs of frequency
- prepositions of time

Write about your daily routine and favourite subject

Troll Tales! 2 (p. 42)

Go Green! 2 (p. 43)

Our World (p. 44)

Checkpoint 2 (p. 45)



Module 3

	Vocabulary	Structures	Project
Unit 5 (pp. 46-51) 5a The Country Code 5b Yes, doctor! 5c Stay healthy! 1.1, 1.3, 2.1, 2.3, 3.1	<ul style="list-style-type: none"> country code rules illnesses advice 	<ul style="list-style-type: none"> must/mustn't should/shouldn't object pronouns 	Give advice
Unit 6 (pp. 52-57) 6a Yumville 6b Meal time 6c On the shelves 1.1, 1.3, 2.1, 2.2, 3.1	<ul style="list-style-type: none"> food containers 	<ul style="list-style-type: none"> much/many/a lot of some/any containers prepositions of place 	Write a note

Troll Tales! 3 (p. 58)

Go Green! 3 (p. 59)

Our World (p. 60)

Checkpoint 3 (p. 61)

Module 4

Unit 7 (pp. 62-67) 7a Animal elections 7b The new president 7c Animal homes 1.1, 1.3, 2.1, 3.1	<ul style="list-style-type: none"> animals habitats 	<ul style="list-style-type: none"> comparisons (★ optional) 	Write about your country
Unit 8 (pp. 68-73) 8a A little green man 8b Who was it? 8c Just the other day 1.1, 1.3, 2.1, 2.3, 3.1, 4.1	<ul style="list-style-type: none"> feelings adjectives buildings 	<ul style="list-style-type: none"> was/were (★ optional) 	Write about what you were like as a baby

Troll Tales! 4 (p. 74)

Go Green! 4 (p. 75)

Our World (p. 76)

Checkpoint 4 (p. 77)



Module 5

Unit 9

(pp. 78-83)

9a Knights and castles

9b It kicked me!

9c A knight for a day!

1.1, 1.3, 2.1, 2.2, 2.3, 3.1

Vocabulary

- knights
- castles
- kings
- queens

Structures

- present simple
- present continuous

Project

Write what you did last weekend (★ optional)

Unit 10

(pp. 84-89)

10a Willow's story

10b I love this tree!

10c A better place

1.1, 1.3, 2.1, 2.2, 3.1

- verbs
- jobs
- famous people

- present simple

Write about a famous person

Troll Tales! 5 (p. 90)

Go Green! 5 (p. 91)

Our World (p. 92)

Checkpoint 5 (p. 93)

Unit 11

(pp. 94-99)

11a The fairy garden

11b Helping Erlina

11c The wishing well

1.1, 1.3, 2.1, 2.3, 3.1

- fairy animals
- months

- question words
- will (★ optional)

Write what life will be like in the future (★ optional)

Module 6

Unit 12

(pp. 100-105)

12a We're going to fly

12b Port Fairy

12c Fly away!

1.1, 1.3, 2.1, 2.2, 2.3, 3.1, 4.1

- holidays
- things to take on holiday
- holiday activities

- be going to (★ optional)

Write about your holiday plans

Troll Tales! 6 (p. 106)

Go Green! 6 (p. 107)

Our World (p. 108)

Checkpoint 6 (p. 109)

Our School (pp. 110-115) 1.1, 1.3, 2.1, 2.2, 2.3, 3.1, 4.1

Happy Easter! (pp. 126-127) 1.2, 2.3, 3.1

Round-up (pp. 116-121) 3.1, 4.1

Father's Day (pp. 128-129) 1.1, 2.1

Happy Halloween! (pp. 122-123) 1.3, 3.1

Fun Time (pp. 130-142) 1.1, 1.2, 2.1, 2.2, 2.3, 3.1, 3.2, 4.1, 4.2

Happy New Year (pp. 124-125) 1.3, 3.1, 3.2

Evaluation (pp. 143-144)



General Competences/Specific Competences

1. Understand simple oral messages

- 1.1 Identify details of clearly articulated simple messages in known contexts.
- 1.2 Follow simple guided instructions, in order to reach an objective.
- 1.3 Develop interest and general comprehension of a variety of simple oral messages (films, songs for children).

2. Speak in everyday communication situations

- 2.1 Request and provide information on home, family, address, people, hobbies, habits.
- 2.2 Identify and present everyday activities.
- 2.3 Describe objects, houses.

3. Understand simple written messages

- 3.1 Identify information in simple texts.
- 3.2 Identify important information in texts (printed or digital) that present events.
- 3.3 Identify specific information (name, age, address) in a simple form.

4. Write simple messages in everyday communication situations

- 4.1 Fill in a form with personal information (name, address, age, hobbies).
- 4.2 Write simple messages about oneself/others.

Competențe generale/Competențe specifice

1. Receptarea de mesaje orale simple

- 1.1 Identificarea unor detalii din mesaje simple articulate clar și rar în contexte cunoscute/previzibile.
- 1.2 Urmărirea unor instrucțiuni simple de orientare, în vederea atingerii unui obiectiv.
- 1.3 Manifestarea interesului pentru înțelegerea de detalii dintr-o varietate de mesaje orale simple, articulate clar și rar (filme, cântece pentru copii).

2. Exprimarea orală în situații de comunicare uzuală

- 2.1 Cererea și oferirea de informații referitoare la casă, familie, adresă, persoane, hobby-uri, obiceiuri.
- 2.2 Prezentarea unor activități în cadrul unei interacțiuni.
- 2.3 Descrierea unor obiecte, a locuinței.

3. Receptarea de mesaje scrise simple

- 3.1 Identificarea unor detalii din texte simple care conțin informații uzuale
- 3.2 Identificarea unor elemente importante de reperare a unui eveniment pe un afiș (inclusiv afiș digital) sau pe un alt suport.
- 3.3 Identificarea datelor cerute pe un formular simplu (nume, prenume, data nașterii, adresa).

4. Redactarea de mesaje simple în situații de comunicare uzuală

- 4.1 Completarea unui chestionar cu detalii personale (nume, prenume, adresă, vârstă, pasiuni).
- 4.2 Redactarea de mesaje simple despre sine/ despre alții.

Let's Start!



Answer Erlina's questions. Then use the questions to interview your friend.



All about me! Read and complete in your notebook.

All about me!

This is me
by ...

My name is ... and I am ... years old.


I come from ... and I live in

My mother's name is ... and my father's name is

I go to ... school and my teacher's name is

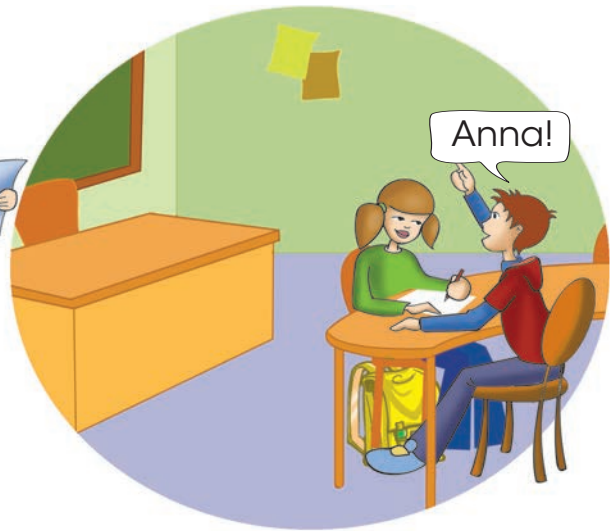
My best friend's name is We have a lot of fun together.

Our favourite game is ...! What about you?



3 Let's play!

"I'm nine years old. I've got dark hair and brown eyes. My schoolbag is yellow." Who am I?



4 My favourites! Complete in your notebook. Then talk with your friend.


Favourite colour: Favourite food:
Favourite toy: Favourite season:
Favourite animal: Favourite day:

A: My favourite colour is blue.
What's your favourite colour?
B: Green.

Now tell the class.

My favourite colour is blue. Pam's favourite colour is green.

5 Listen and draw in your notebook.



6 Look, read and say yes or no.







Bedroom in Arles,
Vincent van Gogh

- 1 There is a bed.
- 2 There are three chairs.
- 3 There is a table.
- 4 There are pictures on the wall.
- 5 There are two windows.

Draw a picture of your room. Present it to the class.

7 Listen and repeat. Then match in your notebook. 

thirty				seventy
forty				eighty
fifty				ninety
sixty				a hundred

8 Listen and choose. 

A 3 13 30
B 14 4 40
C 99 9 19

D 15 50 55
E 6 16 60
F 88 8 18

9 Read and write in your notebook. Then act out. 



- 1** **A:** What's your phone number?
B: It's four-three-seven-six-eight-one.



- 2** **A:** What's your lucky number?
B: Eight!



- 3** **A:** How old are you?
B: Eleven!



- 4** **A:** What's your address?
B: It's fifty-five Queen Street.

Let's Play!



1

Start



2

What colour is it?

3



MISS A TURN!

4

What number is it?

20

5

What are they?



6

Is it an apple?



Finish



16

15

What's the weather like today?



7

Where's Alvin?

8



MISS A TURN!

9

What's your best friend's name?

14



What are these?

13



Do you like burgers?

12

What day is it today?



11

What's this?

10

How do you spell ?





Germany



Greece



Italy

1 Listen and read.



2 Read and match in your notebook.

- | | |
|-------------------------------|-------------------------|
| 1 It's nice to see you again! | a It's from the USA. |
| 2 Where is it from? | b It's a mirror. |
| 3 What is it? | c It's nice to be back! |



Mexico



Peru



Poland



Portugal



Spain



Turkey

I'm from the UK. **My** name is Bill.

They're from Italy. **Their** names are Anna and Paolo.

He/She/It **isn't** from Greece.

Are you from Portugal? Yes, I **am**./No, I'm **not**.

3 Read and choose. Write in your notebook.

- Willow **is/isn't** a tree.
- Missy **is/isn't** a cat.
- Emma and Mona **are/aren't** friends.
- Erlina **is/isn't** a fairy.
- Alvin **is/isn't** a teacher.
- Harry and Lee **are/aren't** brothers.

4 Follow the lines and answer.



- Are Kostas and Alexis from Greece?
Yes, they are.
- Is Bożena from Portugal?
- Is Santos from Spain?
- Are Sibel and Cari from Mexico?

5 Now point and talk with your friend.

- A:** What are their names?

B: Their names are Kostas and Alexis.

A: Where are they from?

B: They're from Greece.





slim



tall



fat

short

Listen and read.  

Read and correct in your notebook.

In the magic mirror ...

1 Emma's got ~~long~~ hair. **short**2 Mona's got ~~curly~~ hair.3 Lee's **short**.4 Alvin's **thin**.



beautiful



handsome



curly hair



straight hair



aunt



uncle



cousin



I've got blue eyes.

He/She/It's got a big nose.

We/You/They've got curly hair.

Have you got dark hair?

I haven't got fair hair.

He/She/It hasn't got straight hair.

We/You/They haven't got big ears.

Yes, I have./No, I haven't.

3 Look, read and write in your notebook.



- 1 Uncle Fergus is old and fat.
- 2 He ... a big nose! He's very funny.
- 3 Aunt Mary ... long curly hair.
- 4 She ... very kind and friendly.
- 5 Cousin Patrick ... dark hair and big ears.
- 6 He ... very clever!

4 Talk with your friend.


A: What does Uncle Fergus look like?

B: He's got a big nose.

A: What's he like?

B: He's very funny!

5 Listen and match in your notebook.



Tom Tones



Paul Pop



John Fame



Sam Star



A: Has he got glasses?

B: No, he hasn't.

A: Has he got long dark hair?

B: Yes, he has.

A: Is it Paul Pop?

B: Yes, it is.