

FLORIN RADU BORTEȘ



ENGLISH  
MADE FUN

The title 'ENGLISH MADE FUN' is rendered in large, colorful, bubbly letters. Each letter is accompanied by a cartoon animal illustration: 'E' has a moose, 'N' has a rabbit, 'G' has a goat, 'L' has a turkey, 'I' has a green frog, 'S' has a snail, and 'H' has a hedgehog. Below the main title, the words 'MADE FUN' are written in blue and orange letters, with a blue wavy line underneath. Small illustrations of a blue frog, a green frog, and a pink unicorn are placed around the 'MADE FUN' text.

A WORKBOOK FOR  
1<sup>st</sup> GRADE STUDENTS



CORINT  
BOOKS

Scopul acestei culegeri este de a veni atât în ajutorul profesorilor de limba engleză, cât și al elevilor sau al oricăror altor persoane care doresc să-și pună bazele în vocabularul limbii engleze și să învețe primele noțiuni elementare de gramatică.

Culegerea cuprinde două părți, corespunzătoare celor două semestre. Prima parte este formată din 15 capitole și un capitol de recapitulare, iar partea a doua este formată din 16 capitole și un capitol de recapitulare. La sfârșitul culegerii se găsește cheia cu răspunsurile la exerciții. Primele 23 de capitole sunt concepute fiecare în jurul câte unei teme de vocabular: familia, casa, corpul uman, animalele domestice, animalele de companie, fructele, obiectele școlare etc. Capitolul 24 dorește să pună bazele inițierii unei conversații în limba engleză și se concentrează asupra formulelor de salut. Capitolele 25–31 au ca scop consolidarea primelor noțiuni de gramatică pentru elevi: *numeralul* (numerele de la 1 la 20), *pronumele personal* (eu, tu, el ...), *verbul TO BE* (la afirmativ, forma lungă), *articolul nehotărât* (A și AN) și *prepozițiile de loc* (exprimarea locației).

Fiecare capitol este organizat pe două pagini. Prima pagină prezintă o serie de imagini pe o anumită temă, de exemplu *Legumele*, iar sub fiecare imagine trebuie scrisă denumirea legumei în limba engleză. A doua pagină cuprinde *Exerciții* pe baza temei de vocabular prezentate anterior și are, în medie, 3 exerciții, ceea ce permite ca o unitate să fie studiată pe parcursul unei ore. Tipul exercițiilor este foarte variat și diferă de la un capitol la altul: *Complete and colour*, *Draw lines*, *Correct the words*, *Write YES or NO*, *Find the hidden words*, *Order the letters*, *Circle and colour*, *Count and draw lines*, *Circle the correct answer* etc.

**Florin Radu Borteș**

# TABLE OF CONTENTS

## PART I – 1<sup>st</sup> semester

Unit 1 Colours . . . . .	6
Unit 2 Pets . . . . .	8
Unit 3 Farm animals . . . . .	10
Unit 4 Wild animals 1 . . . . .	12
Unit 5 Wild animals 2 . . . . .	14
Unit 6 Fruit . . . . .	16
Unit 7 Vegetables . . . . .	18
Unit 8 Toys . . . . .	20
Unit 9 School objects . . . . .	22
Unit 10 Food . . . . .	24
Unit 11 Sweets . . . . .	26
Unit 12 Body 1 . . . . .	28
Unit 13 Body 2 . . . . .	30
Unit 14 Clothes . . . . .	32
Unit 15 Family . . . . .	34
Revision 1 . . . . .	36

## PART II – 2<sup>nd</sup> semester

Unit 16 Parts of a house . . . . .	42
Unit 17 Rooms . . . . .	44
Unit 18 House objects 1 . . . . .	46
Unit 19 House objects 2 . . . . .	48
Unit 20 Jobs . . . . .	50
Unit 21 Shapes . . . . .	52
Unit 22 Weather . . . . .	54
Unit 23 Days of the week . . . . .	56
Unit 24 Hello! . . . . .	58
Unit 25 Numbers: 1 – 10 . . . . .	60
Unit 26 Numbers: 11 – 20 . . . . .	62
Unit 27 Time . . . . .	64
Unit 28 A and AN . . . . .	66
Unit 29 Where is it? . . . . .	68
Unit 30 You and I . . . . .	70
Unit 31 To be . . . . .	72
Revision 2 . . . . .	74
Key . . . . .	82

# UNIT 2 - PETS


WRITE THE NAME UNDER EACH PICTURE.




-----



-----



-----



-----



-----




-----



-----

## EXERCISES

1. COMPLETE AND COLOUR. DRAW LINES.



A BLACK \_\_\_AT

AN ORANGE F\_\_\_SH

A BROWN D\_\_\_G


A WHITE RABBi\_\_\_

A GREEN TURT\_\_\_E

A RED PAR\_\_\_OT

A GREY M\_\_\_USE

2. WRITE THE NAME OF EACH PET.



3. DRAW!

A FiSH

A PARROT

A DOG

A RABBiT


# UNIT 3 - FARM ANIMALS

WRITE THE NAME UNDER EACH PICTURE.



-----




-----



-----



-----



-----



-----



-----



-----



-----



-----




-----



-----

## EXERCISES

### 1. DRAW LINES.




DUCK    PIG    COW    HORSE    HEN    GOAT    CHICKEN    SHEEP    TURKEY

### 2. FIND NINE FARM ANIMALS.

W	i	S	H	E	E	P	D
A	P	H	S	V	Z	C	O
L	i	O	A	T	S	H	N
O	G	R	G	E	P	i	K
D	B	S	C	A	T	C	E
U	D	E	G	O	A	T	Y
C	H	i	J	F	H	E	N
K	P	C	O	W	L	N	O

### 3. NAME THE FARM ANIMALS.



# UNIT 12 – BODY 1

WRITE THE NAME FOR EACH NUMBER.

1



- 1- \_\_\_\_\_
- 2- \_\_\_\_\_
- 3- \_\_\_\_\_
- 4- \_\_\_\_\_
- 5- \_\_\_\_\_
- 6- \_\_\_\_\_
- 7- \_\_\_\_\_
- 8- \_\_\_\_\_



## EXERCISES

1. COMPLETE, DRAW LINES AND COLOUR.



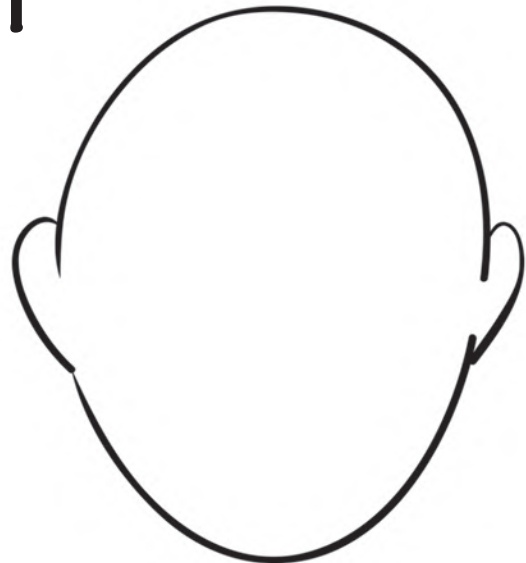
L \_ \_ S  
 \_ Y \_ S  
 N \_ S \_  
 \_ \_ AD  
 \_ AI \_  
 E \_ R \_  
 M \_ O \_ H  
 \_ E \_ TH



2. CIRCLE ONLY THE BODY PARTS FROM THE HEAD.


TEETH NOSE  
 BOOK MOUSE  
 APPLE MOUTH BED  
 HEAD EYES HAT  
 LEGFOX TABLE CAT  
 HAIR LIPS EARS

3. DRAW YOUR FACE.



# UNIT 22 - WEATHER

WRITE THE NAME UNDER EACH PICTURE.



it's \_\_\_\_\_.



it's \_\_\_\_\_.



it's \_\_\_\_\_.



it's \_\_\_\_\_.



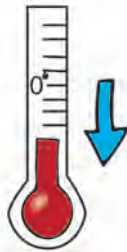
it's \_\_\_\_\_.



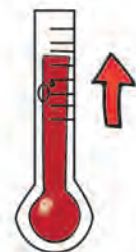
it's \_\_\_\_\_.



it's \_\_\_\_\_.



it's \_\_\_\_\_.



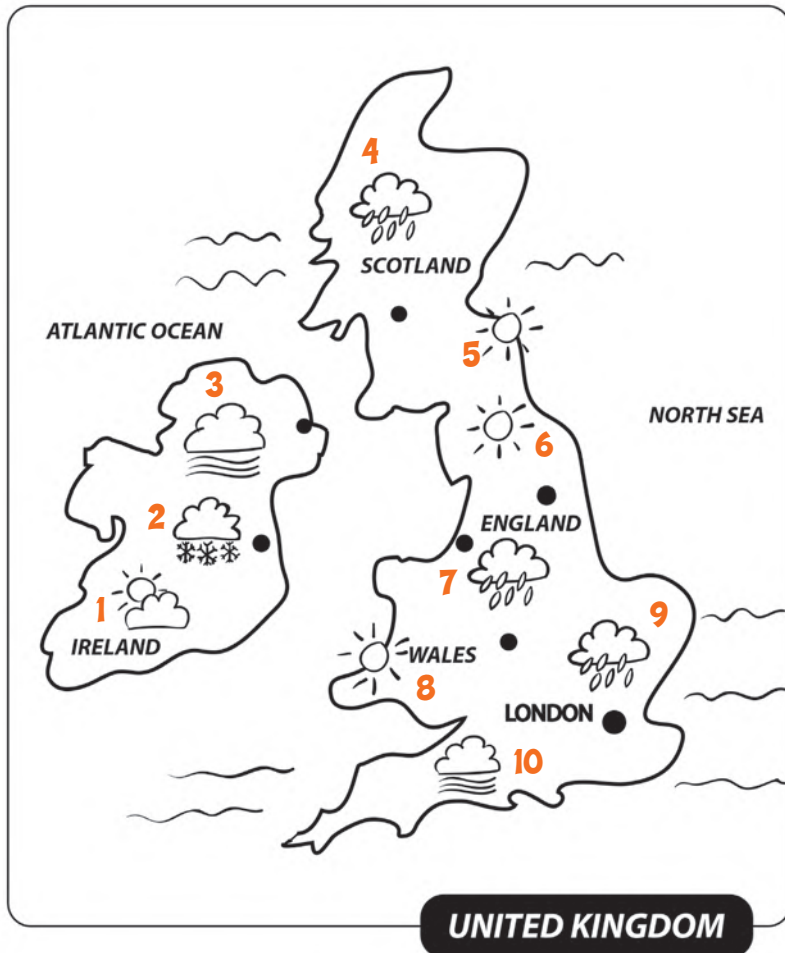
it's \_\_\_\_\_.



it's a \_\_\_\_\_.


## EXERCISES

### 1. COMPLETE.



1. IT'S \_\_\_\_\_
2. IT'S \_\_\_\_\_
3. IT'S \_\_\_\_\_
4. IT'S \_\_\_\_\_
5. IT'S \_\_\_\_\_
6. IT'S \_\_\_\_\_
7. IT'S \_\_\_\_\_
8. IT'S \_\_\_\_\_
9. IT'S \_\_\_\_\_
10. IT'S \_\_\_\_\_

### 2. LOOK OUT THE WINDOW! WHAT IS THE WEATHER LIKE TODAY? DRAW IT!



# UNIT 23 - DAYS OF THE WEEK

WRITE THE DAYS OF THE WEEK IN EACH CIRCLE.

