
















Descoperă regula, apoi desenează
ce lipsește în ultima căsuță.








Continuă șirul.



Completează careul cu forme, având grijă ca ele să nu se repete pe rânduri sau coloane. Taie-le de pe rândul de jos pe măsură ce le folosești.



★ Scrie în casetele de sub fiecare figură colorată numărul ștampilelor folosite pentru a le crea.



Încercuiește cele două grupuri identice de forme.



Găsește și încercuiește cele două forme identice.

