

Fairyland 4

Activity Book

Jenny Dooley - Virginia Evans



Express Publishing



Contents

Starter Unit p. 4

Module 1

Unit 1 p. 8

Unit 2 p. 14

Modular Revision
and Assessment 1 p. 20

Module 2

Unit 3 p. 22

Unit 4 p. 28

Modular Revision
and Assessment 2 p. 34

Module 3

Unit 5 p. 36

Unit 6 p. 42

Modular Revision
and Assessment 3 p. 48

Module 4

Unit 7 p. 50

Unit 8 p. 56

Modular Revision
and Assessment 4 p. 62

Module 5

Unit 9 p. 64

Unit 10 p. 70

Modular Revision
and Assessment 5 p. 76

Module 6

Unit 11 p. 78

Unit 12 p. 84

Modular Revision
and Assessment 6 p. 90

Fairy fun! p. 92

Board Games p. 96

My Pictionary p. 108

Plays p. 120

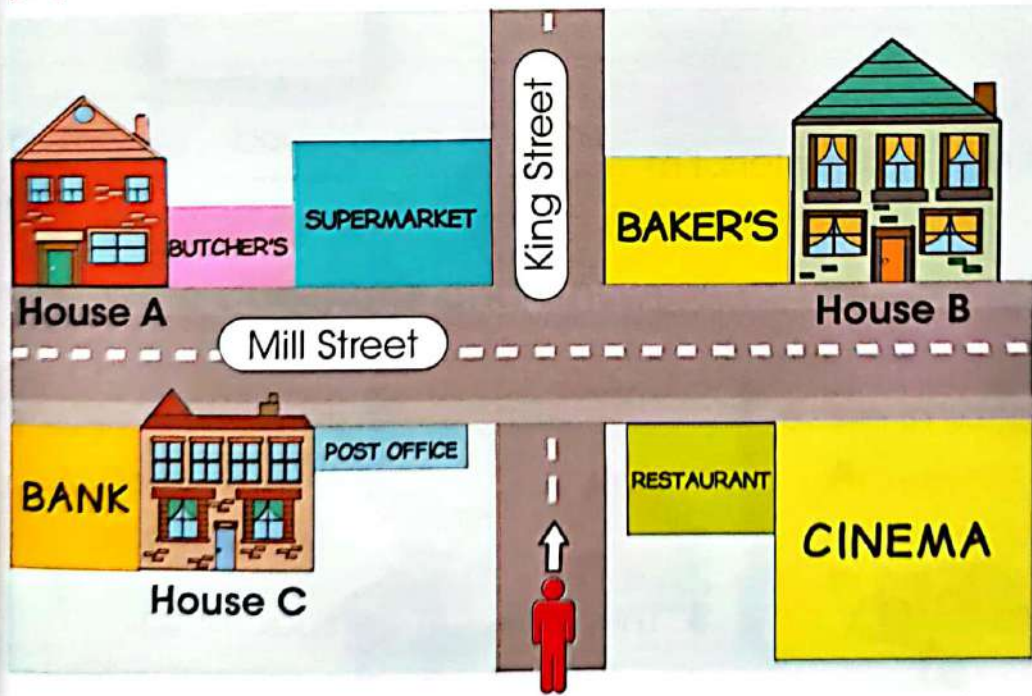
Cutouts p. 132

The Green Cross Code

3 Rhyme time! Read and circle.

 boat	 coat	 jeans	 dress	 cat	 hat
Yes	No	Yes	No	Yes	No

4 Look, read and choose A, B or C.



Jack,
Let's meet at Jill's new house. Walk along King Street. Turn left into Mill Street. Jill's house is number thirty-five, on the left between the bank and the post office.
Paul

• Jill's house is

Now read again and write **yes** or **no**.


- | | | | |
|---------------------------|-------|----------------------------|-------|
| 1 Jill's got a new house. | yes | 3 It's number thirty-five. | |
| 2 It's in King Street. | | 4 It's on the right. | |

2 Complete the questions.

- 1 Is Emma riding a horse? (ride)
No, she isn't.
- 2 ? (dance)
Yes, he is.
- 3 behind Willow? (hide)
Yes, they are.
- 4 blue T-shirts? (wear)
No, they aren't.
- 5 the piano? (play)
No, he isn't.
- 6 ? (sing)
Yes, she is.




3 Look, read and complete. Then act out.



A: Can you read me a story?
B: Sorry, I can't. I'm **writing an email**.



A: Can you water the plants for me?
B: Sorry, I can't. I'm



A: Can you take Lucy to the park?
B: Sorry, I can't. I'm



A: Can you draw me a picture?
B: Sorry, I can't. I'm

It's nice to be back!

★ Now ask your friend and complete.



My friend's name is
He/She is years old.
His/Her favourite colour is
His/Her favourite toy is



★ 3 Read and complete. Then colour.

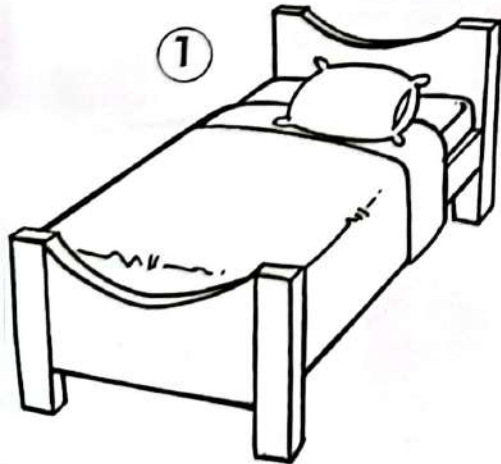
ow

ite


~~ed~~

ge


1



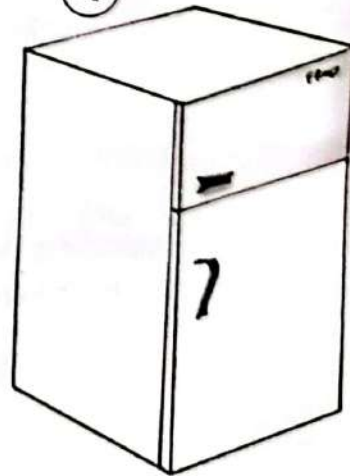
2



3



4



a red bed

a yell..... wind.....

a wh..... k.....

an oran..... frid.....