


My PHONICS

First Steps to Reading in a
MEANINGFUL, ENGAGING
and **MOTIVATING** Way!



Jenny Dooley - Virginia Evans



Express Publishing

My PHONICS


A high quality 5-level phonics programme designed to teach a phonics first and fast approach!

- High quality systematic, synthetic phonics method, helping young learners to decode print and become fluent readers and spellers
- Wealth of inviting and appealing activities, making the learning of phonics easy, enjoyable and memorable
- Multi-sensory approach catering for different learning styles (visual-auditory-kinaesthetic)
- Methodical blending and segmenting activities
- Gradual presentation of sight words (most frequent words that do not necessarily or completely conform to grapheme/phoneme correspondence rules)
- Catchy chants and songs based on traditional tunes
- Development of phonemic strategies through cumulative stories and texts
- Regular and effective assessments
- Variety of fun activities and games


Components

- Pupil's Book
- Activity Book
- Audio CD
- My Phonics Flashcards
- Offline Cross-platform application






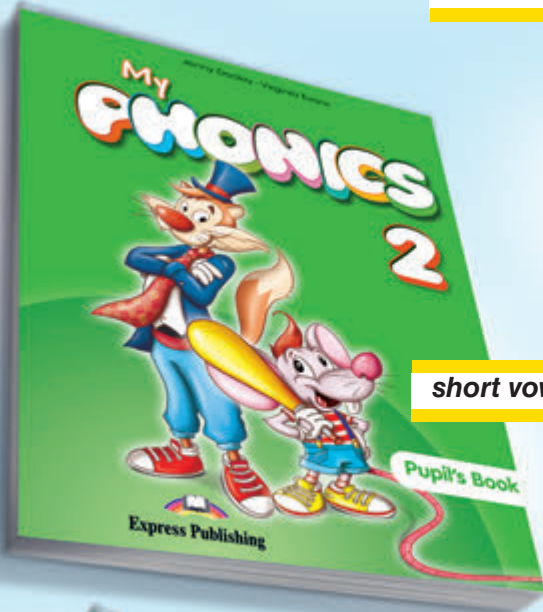
naming and sounding the letters of the alphabet (A-Z)




naming and sounding the letters of the alphabet (A-M)




naming and sounding the letters of the alphabet (N-Z)



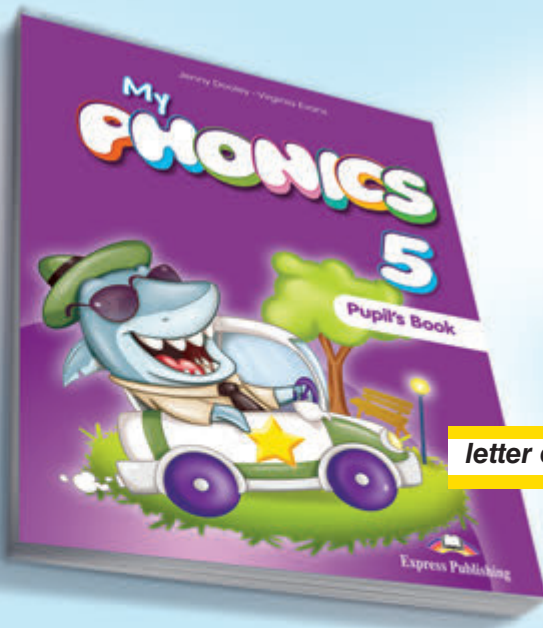
short vowels



long vowels



consonant blends



letter combinations

1 Listen, point and repeat. Colour. 

D d



dog

2 Listen and point. Colour. 





drum



dragon

3 Chant and show! 



D, dog,
D, d, d, dog!
Dog, d, d, d!



Unit 4

Lesson 2

4 Listen. Read along.  

Dd



dog



drum



dragon

It is a  !

It is a  !

It is a  with a  !

It is a  on a 

with a  !

Systemic presentations of sight words.


SIGHT WORDS










it is a with on

5 Song

Catchy songs based on traditional tunes!



6 Circle the pictures of the words that begin with the same sound. 

<p>1</p>  <hr/>  <hr/> 	<p>2</p>  <hr/>  <hr/> 	<p>3</p>  <hr/>  <hr/> 
---	---	---

Phonics Build-Up

7 Listen, point and repeat. Colour the pictures of the words that start with the **d** sound. Say the **d** words.    

 <p>doll</p>	  
---	--



Story

Time



First steps to reading fun, short stories!



1 Listen. Read along.  



Look at the !
It is on the .



Look at the !
It is on the ,
too!

Look at the !
It is on the .



4



Look! A  with a  !

2 Which animals are in the story? Colour. 




Review 1 (Aa, Bb, Cc, Dd)

1 Match and colour. Say the letter and the sound.




Regular assessments monitoring pupils' progress.



2 Look and tick (✓).



1



a

c

2



d

b

3



c

d

4



a

d

3 Say the words. Draw lines to match.



Multi-sensory approach catering for different learning styles.



a

b

c

d

4 Listen and circle.






1							
2							
3							
4							








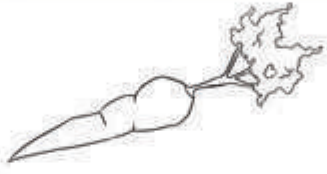

Picture Cards




Sample page from My Phonics 1a,
Pupil's Book-Picture Cards



3 Write the letter **Cc**. Colour the pictures that start with the **c** sound. 


		
		
		

4 Say the sounds. Trace the right shape. 

Aa = 

Bb = 

Cc = 



Unit 3

Lesson 1

Sample Unit from
My Phonics 2
Pupil's Book

1 Listen, point and repeat. 

e + n = en



hen

2 Chant and show! 

H - E - N,
H - E - N,
HEN!

Systematic
practice of
blending and
segmenting.

3 Say the sounds. Write the words. 

1 **m en**

2 **t en**

3 **h en**

4 **p en**



men



pen

10

ten

4 Listen. Read and circle.   



The **t** en **t** en have a **h** en with a **t** en .
p **m** **m** **p**

Unit 3

Lesson 2

5 Listen, point and repeat.  

e + d = ed



bed



red

6 Chant and show! 

**B - E - D,
B - E - D,
BED!**



7 Circle and write. 

1



ed



2



et

10

3



ed



4




et



e + t = et




jet



pet

8 Listen. Read and circle.   







My p **et** **ed** with my j **et** **ed** is on my r **ed** **et** b **et** **ed** .

Unit 3

Lesson 3

9 Listen. Read along.  



My red pet hen is on my red bed.
Look at my red jet!
My red pet hen is on my red jet now.
My red pet hen is not sad.
She is happy.
My red pet hen can play with my red jet!





SIGHT WORDS

now not sad she play


10 Song



(See p.72)



11 Listen and tick (✓). 



12 Make sentences. 

1 The  is **10** .

2 A  for my  .

3 The  is  .

Phonics Build-Up

13 Listen and repeat. Trace. 



net



den

1 Listen. Read along.  



4

Oh, good! Here is my red pet hen!

With a pin and a wig!



2 Answer the questions. Write. 

1 Where is the hen?

The hen is in the



2 Where is the hen now?



The hen is in the



Review 2 (short e, short i)

Sample pages from My
Phonics 2 **Pupil's Book**

1 Listen and colour. 



2 Look and circle. 

1 **10** t en
in


2  h at
en

3  b ig
ed

4  f in
en


5  f ig
in


6  w ig
in


7  p in
en


8  r ed
ig

3 Circle and write. 

1  en
ed
in
et
m _ _

2  en
ed
in
et
w _ _


3  en
ed
in
et
j _ _

4  en
ed
in
et
b _ _

4 Look, read and tick (✓) the right sentence.   

1 
The **bed** is red.
The **jet** is red.

2 
A big **bin**.
A big **wig**.

3 
The men have a **pen**.
The men have a **hen**.

4 
A **fin** in a bin.
A **pin** in a bin.

My PHONICS

A Programme of Excellence
to Develop Competent,
Confident Readers!



Liberty House, Greenham Business Park,
Newbury, Berkshire RG19 6HW, United Kingdom
Tel.: (0044) 1635 817 363
Fax: (0044) 1635 817 463
email: inquiries@expresspublishing.co.uk
www.expresspublishing.co.uk

LIKE - SHARE - FOLLOW

facebook.com/expresspublishing



youtube.com/user/ExpressPublishingELT

twitter.com/ExpressELT



instagram.com/expresspublishing



Express Publishing