



PLAY ENGLISH

Simona Buburuz

workbook

level

4

SINAPSIS®



PLAY ENGLISH

Simona Buburuz

workbook



SINAPSIS®

Copertă: Iuliu Duma
Dtp: Patricia Pușcaș
Redactor: Corina Șaitiș
Corectură: Anca Pascu
Ilustrații: Flavius Pătrașcu

© Copyright 2016 Sinapsis. Toate drepturile rezervate

Descrierea CIP a Bibliotecii Naționale a României

Play English: level 4: workbook /

Simona Buburuz. -

Cluj-Napoca: Sinapsis Publishing Projects, 2016

ISBN 978-606-8616-83-4

811.111(075)



 Like www.facebook.com/editura.sinapsis

SINAPSIS®
www.sinapsis.ro

CPR 
Conceput și produs în România

Contents

UNIT	PAGE	TOPICS	STRUCTURES	SKILLS
UNIT 1 NEW FRIENDS All about you! New friends Who is it? In the house My flat	5	Giving information about yourself Family members Friends, classmates Physical appearance Your flat / bedroom	Have got	Speaking: talking about yourself and about people Reading: my flat Writing: describing a person, describing your flat / bedroom
Progress Check	14			
UNIT 2 IT'S A SMALL WORLD! Around town Bill is posting a letter Excuse me! At the hotel It's time!	15	Shops Places in town Giving directions At the hotel Telling the time	There is / are Prepositions of place To be Present Continuous	Speaking: giving directions Reading: checking in at a hotel Writing: describing a picture
Progress Check	24			
UNIT 3 BUSY DAYS Where does he work? Mr. Clark works in a hotel First thing in the morning Bill meets Sasha and Sarah My favourite day	25	Jobs Daily routines Days of the week	Present simple Possessives Prepositions: in, on, at	Reading: job activities Speaking: repeated actions Writing: daily routines, people's jobs, my favourite day
Progress Check	34			
UNIT 4 WEEKENDS Fun things to do We always have ice cream on Fridays! At the weekend What is he doing? In the park	35	Hobbies School subjects Timetables A day in the park	Like + verb + ing Frequency adverbs Present simple vs. present continuous Object pronouns	Speaking: my hobbies Reading: my favourite day Writing: my timetable
Progress Check	44			

<p>UNIT 5 THE BIGGER PICTURE</p> <p>Look at these animals! Zoo time! It's smaller than that The smallest bird in the world Old McDonald had a farm!</p>	45	<p>Animals At the Zoo The hummingbird</p>	<p>This / that / these / those Plurals Can – abilities Possessive `s Comparatives Superlatives</p>	<p>Reading: a poster about a lost pet Speaking: abilities Writing: a fact file of an animal Song: Old McDonald had a farm</p>
Progress Check	54			
<p>UNIT 6 GOING OUT</p> <p>Whose ticket is this? We like going to the cinema At the library Prepare for a fantastic trip! Adventures</p>	55	<p>Events in town Weather Films At the library Months</p>	<p>Ordinal numbers Imperatives Question words</p>	<p>Reading: a film poster Speaking: giving orders Writing: an invitation, designing a film poster</p>
Progress Check	64			
<p>UNIT 7 MY FREE TIME</p> <p>Delicious food Can I have a burger, please? Holiday season What's the weather like? Stories</p>	65	<p>Food Containers A picnic Seasons Weather Weekend activities Summer holidays</p>	<p>Countable and uncountable nouns A / an / some / any I'd like / Can I have? How much / many</p>	<p>Speaking: asking for food Reading: a school trip Writing: my plans for the weekend, ending a story Song: Rain, rain, go away!</p>
Progress Check	75			
Final Revision	76			
Final Check	77			
Answer Key	78			

UNIT 1 New friends!

In this unit you will learn, read and talk about:

Personal information
Family members
Friends, classmates
Physical appearance
Your flat / bedroom

The verb
have got

All about you!

1 Read the information about Richard. Then fill in about you.



Name: Richard
Surname: Green
Age: 11 years old
Languages: English, French
Favourite colour: blue
Favourite food: chicken
Best friend: Sasha
Hobbies: music, books

All about me!

Name:

Surname:

Age:


Languages:

Favourite colour:

Favourite food:

Best friend:

Hobbies:



UNIT 1

New friends

1 Read about Richard. Then speak with your friend and fill in.



Hello! My name is Richard.
My surname is Green.
I'm eleven years old.
I speak English and French.
My favourite colour is blue and my favourite food is chicken.
My best friend is Sasha.
I like music and books.

All about my friend!

Name:
Surname:
Age:
Languages:
Favourite colour:
Favourite food:
Best friend:
Hobbies:

2 Read the *Remember Box*. Look at Richard and complete the sentences using *has got* or *hasn't got*.

1. Richard short hair.
2. He fair hair.
3. He big eyes.
4. He a long nose.
5. He a happy face.

3 Complete these sentences about you.
Use *have got* or *haven't got*.

1. I a sister.
2. I a brother.
3. I glasses.
4. I brown eyes.
5. I long hair.

Remember!

HAVE GOT

Affirmative

I / you / we / they have got fair hair.
He / she / it has got fair hair.

Negative

I / you / we / they haven't got fair hair.
He / she / it hasn't got fair hair.

Interrogative


Have I / you / we / they got fair hair?
Has he / she / it got fair hair?

Short answers

Yes, I / you / we / they have.
No, I / you / we / they haven't.
Yes, he / she / it has.
No, he / she / it hasn't.

UNIT 1

- 4 Listen to your teacher and draw. Compare with your partner.



- 5 Complete these sentences about Sarah. Use the forms of the verb have got.

1. She black eyes. Her eyes are blue.
2. She fair hair.
3. She curly hair.
4. she straight hair? Yes, she
5. she a sister? No, she
6. Sarah a brother. His name is Sasha.
7. Sasha fair hair, too.
8. They a pet, Fluffy.
9. they many friends? Yes, they
10. They a big house. Their house is small.


Teacher's note for exercise 4

This is Sarah. She is a pretty girl. She has got a round face, with big eyes. Her eyes are blue. She has got a small nose, and a big smile. She has got straight fair hair and small ears. Her hair is long and beautiful.

UNIT 1

Who is it?

- 1 Look at the family tree and complete Richard's sentences. Use the words on the list.
mother, father, grandmother, grandfather, parents, grandparents, brother, sister, aunt, uncle, cousin



This is my family. Carol is my and Dan is my
They are my and I love them very much. Bill is my
and Laura is Bill is fifteen years old,
and Laura is only seven. Mary and Gary are my Mary, my
is very kind, and my, Gary is very funny. I have got an, Carla,
and an, Denis. They have got a daughter, Paula, who is my

- 2 Look at the pictures in the family tree in exercise 1 and write a name.

1. She has got fair hair. Paula
.....
2. They have got grey hair. and
3. She has got long red hair. and
4. She has got long black hair and blue eyes.
5. She has got long black hair and black eyes.

UNIT 1

3 Work in pairs. Ask and answer. Put a tick or a cross.

e.g. you / fair hair

Have you got fair hair?

Yes, I have. / No, I haven't.

mother / long hair

Has your mother got long hair?

Yes, she has. / No, she hasn't

Your answer

Your partner's answer

1. you / a brother

.....

.....

2. you / blue eyes

.....

.....

3. you / curly hair

.....

.....

4. father / black eyes

.....

.....

5. grandmother / grey hair

.....

.....

6. grandfather / glasses

.....

.....

7. mother / sister

.....

.....

8. cousin / dark hair

.....

.....

9. uncle / a dog

.....

.....

4 Play a game. Describe a person in your class. Can your colleagues guess who it is?

This person is tall/short/medium height and slim/fat. This person has got blue/brown/black eyes, short/long/medium hair and a big/small nose/mouth. This person has/hasn't got a brother. Who is it?

This person

.....

.....

.....

.....

.....

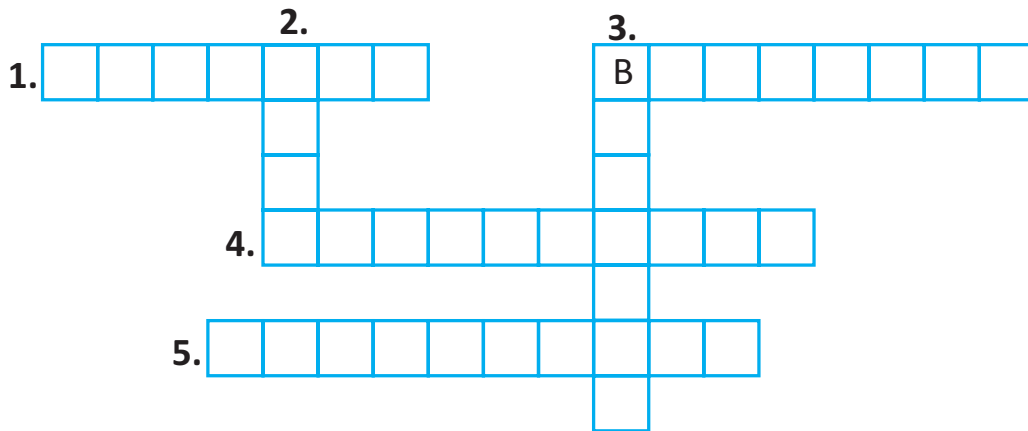
.....

.....

UNIT 1

In the house

1 Complete the crosswords with different rooms in the house.



2 Put the objects in the right room.

bath, bed, sofa, fireplace, fridge, wardrobe, cupboard, sink, washbasin, toilet, nightstand, bookcase, table, desk, mirror, shower, coffee table, paintings, chairs

Bedroom	Living room
Bathroom	Kitchen

UNIT 1

3 Listen to your teacher. Choose picture A or B.



A



B

4 Can you find more differences between the two pictures?

.....

.....

5 Choose the odd word out.

1. bedroom – bathroom – sink – kitchen
2. fridge – cooker – cupboard – shower
3. bed – sofa – coffee table – armchair
4. bookcase – hall – wardrobe – table
5. bath – toilet – desk – washbasin

6 Find ten house words in the wordsearch.

c	l	f	r	i	d	g	e	a	p	o	e
o	j	d	i	n	i	n	g	r	o	o	m
b	e	d	l	b	e	d	r	o	o	m	o
w	p	p	i	t	k	i	t	c	h	e	n
h	e	j	v	y	t	a	b	l	e	b	c
j	w	a	i	s	h	o	w	e	r	a	h
l	b	c	n	t	v	e	k	f	t	t	a
m	y	q	g	o	b	s	k	d	o	h	i
c	s	h	r	x	s	o	c	e	i	r	r
w	i	t	o	w	b	f	l	k	l	o	q
c	n	g	o	q	p	a	h	d	e	o	t
y	k	u	m	w	u	z	q	t	t	m	j

Teacher`s note for exercise 3

This is Bill`s room. He has got a small bed, with three pillows on it. Next to the bed there is a large window. Bill has got a clock on the wall and some shelves too. He has got many toys. He likes sports, so he has got a football and a basketball too. His toys are in his toy box, on the floor. He can play here so he likes his room very much!

UNIT 1

My flat

1 Look and write *between, behind, in front of, under, next to, on, in*.

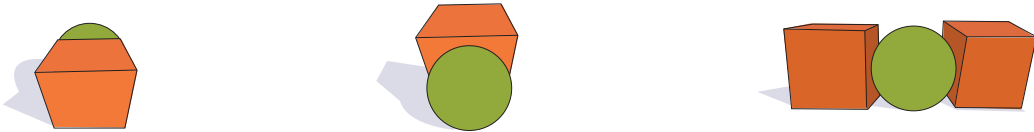


1. in

2.

3.

4.



5.

6.

7.

2 Look at the picture. Ask and answer in pairs.

e.g. A: *Where is the pillow?*

B: *It's on the bed.*

B: *Where are the clothes?*

A: *They're in the drawer.*



3 Now ask and answer about your bedroom.

e.g. A: *Have you got a desk in your bedroom?*

B: *Yes, I have.*

A: *Where is it?*

B: *It's next to the window.*

UNIT 1

- 4 Read about Richard's flat and fill in *have got* or *has got*.

My flat

My family and I a very nice flat. It is large and it three bedrooms. It also a kitchen, two bathrooms and a balcony. I my own bedroom, next to the living room. My bedroom two large windows. In front of them I a desk with a computer on it. The bed is next to the desk. I a small wardrobe and two posters on the wall!

Richard Green

- 5 Draw a plan of Richard's flat and bedroom.

- 6 Use the text in exercise 7 to write a description of your flat. Write about your room, too.

.....

.....

.....

.....

.....

.....

Now I know:

UNIT 1	Very well	OK	Not very well
How to give personal information			
Family members			
The verb <i>have got</i>			
How to describe a person			
How to speak and write about my flat / bedroom			

UNIT 1

Progress Check

Choose the correct answer, A, B or C.

1. I a pet called Fluffy.
A. have got B. has got C. got
2. brown hair?
A. Have they got B. They got C. They have got
3. I haven't got a TV, but I a radio.
A. have got B. hasn't got C. haven't got
4. We have got a white in the kitchen.
A. bath B. sink C. hall
5. Have you got many friends?
A. Yes, I got. B. Yes, I have. C. Yes, she has.
6. The living room is the kitchen and the bedroom.
A. in B. next C. between
7. My computer is my desk.
A. on B. between C. in
8. My mother and my father are my
A. brothers B. grandparents C. parents
9. Carla is my
A. aunt B. uncle C. brother
10. My uncle and my aunt have got a child. He is my
A. brother B. cousin C. grandpa
11. Laura has got fair
A. hair B. eyes C. glasses
12. There is a cooker in the
A. living room B. kitchen C. bedroom
13. He has got a big bed in his
A. hall B. bedroom C. bathroom
14. She got curly hair.
A. has B. is C. have
15. He blue eyes. His eyes are green.
A. has got B. hasn't got C. haven't got

UNIT 2 It's a small world!

In this unit you will learn, read and talk about:

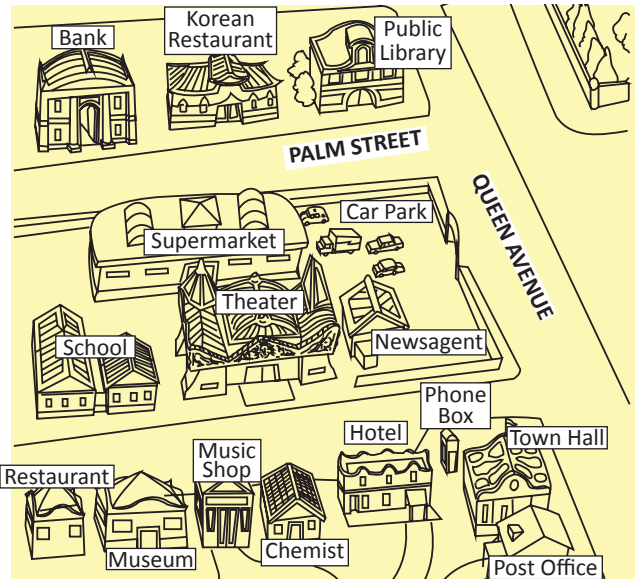
Around town

Shops
Places in town
Giving directions
Going to a hotel
The time

There is / are
Prepositions of place
To be
Present
Continuous

1 Look at the map and complete the sentences. Use *between, next to, opposite*.

- The car park is the supermarket.
- The chemist's is the theater.
- The Korean restaurant is the bank and the library.
- The Town Hall is the post office.
- The phone box is the newsagent's.
- The hotel is chemist's and the Town Hall.



2 Where can you...?

- | | |
|---|----------------------------|
| 1. buy stamps – <i>at the post office</i> | 6. buy groceries – |
| 2. buy aspirin – | 7. study – |
| 3. buy a magazine – | 8. eat Korean food – |
| 4. exchange money – | 9. buy a CD – |
| 5. borrow a book – | 10. see a play – |

3 Look at the map and complete the sentences with *there is* or *there are*.

- a library in Palm Street.
- cars in the car park.
- a theater next to the school.
- many classrooms in the school.

4 Look at the map for one minute. Then cover it and test your memory. Complete the sentences with *there is/isn't* or *there are/aren't*.

- a bank, but a hospital.
- a pet shop, but a music shop.
- two restaurants, but any parks.

UNIT 2

Bill is posting a letter

1 Read the Remember box. Complete the gaps.

Remember!		The verb to be	
Affirmative	Negative	Interrogative	Short answers
I am	I'm not	Am I?	Yes, I am. / No, I'm not.
You are	You aren't you?	Yes, you are. / No, you aren't.
He is	He	Is he?	Yes, he / No, he isn't.
She	She isn't	Is she?	Yes, she is. / No, she isn't.
It is	It	Is it?	Yes, it is. / No, it isn't.
We are	We aren't	Are we?	Yes, we are. / No, we
You are	You	Are you?	Yes, you are. / No, you aren't.
They are	They aren't they?	Yes, they are. / No, they aren't.


2 Look at the people in Funville. Ask and answer.

e.g. *Kim and her dog / supermarket?*

Are Kim and her dog at the supermarket?

No, they aren't. They are at the vet.

1. Bill / post office?
2. Laura and her mother / shop?
3. Mary and her father / theater?
4. Ned / library?
5. Paul and his brother / restaurant?



UNIT 2

3 Look again at the picture in exercise 2 and write the names.

1. is posting a letter.
2. and his mother are buying food.
3. is talking to the librarian.
4. is having dinner with her father.
5. is shopping with her mother.
6. is looking at her dog.

Remember!

Present Continuous

Subject + to be (am, is, are) + Verb + ING

- for actions happening now

Affirmative: Kim is looking at her dog.

Negative: Kim isn't looking at her cat.

Interrogative: Is Kim looking at the vet?

Short answers: Yes, she is.

No, she isn't.

4 Read the Remember Box. Use the prompts to write sentences.

e.g. *the vet / consult the dog - The vet is consulting the dog.*

1. Mary / order food
2. Bill / give a letter to the man
3. Paul and his brother / buy apple juice
4. Ned / hold a book
5. Laura and her mother / talk to the woman

5 Work in pairs. Ask and answer questions.

e.g. *Mary / eat pizza?*

A: *Is Mary eating pizza?*

B: *No, she isn't. She's ordering food.*

1. Bill / wear glasses?
2. Paul / hold an apple?
3. Ned / read a book?
4. Kim / buy a dog?
5. Laura and her mother / post a letter?
6. Ned and his brother / buy food?
7. Mary and her father / hold a menu?



UNIT 2

Excuse me!



1 Read and write T (true) or F (false).

Boy: Excuse me, is there a hotel near here?

Richard: Yes, there is one in Lane Street.

Boy: How do I get there?

Richard: Go along Palm Street and then turn left into Queen Avenue.

Go past the hospital and the police station, then turn right into Lane Street.

Cross the street. The hotel is on the left, next to the Town Hall.

Boy: Thanks a lot! By the way, my name is Bill!

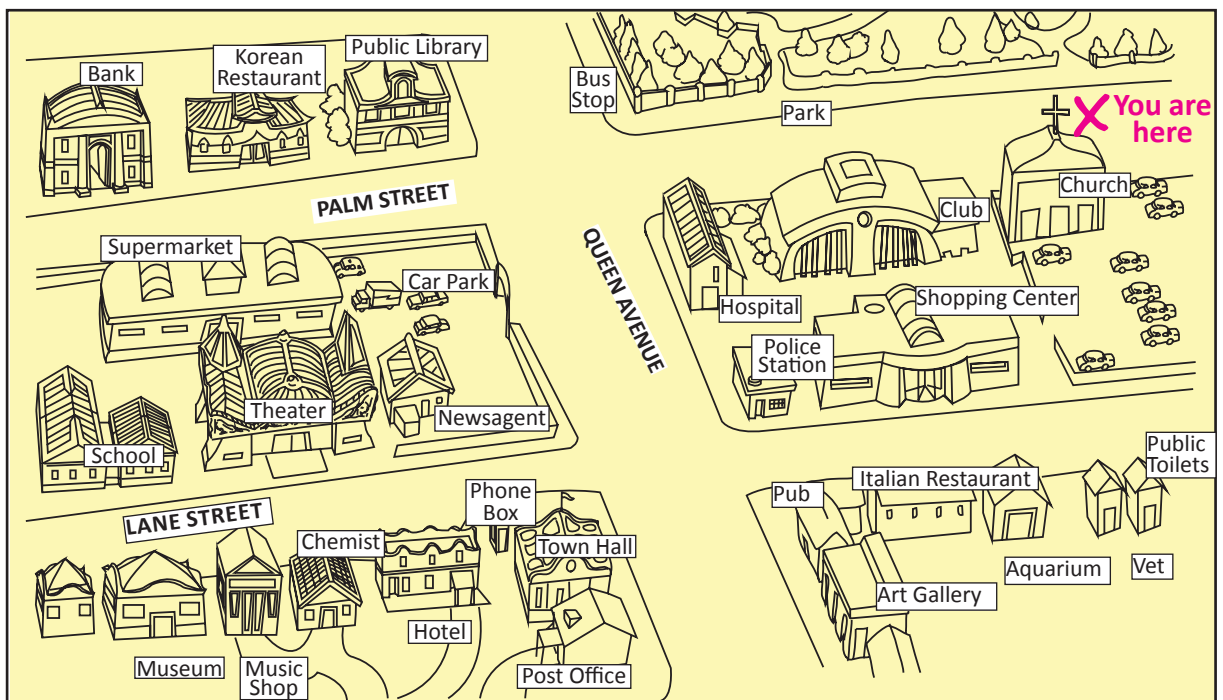
Richard: Nice to meet you, I'm Richard.

Boy: Nice to meet you too! See you around!



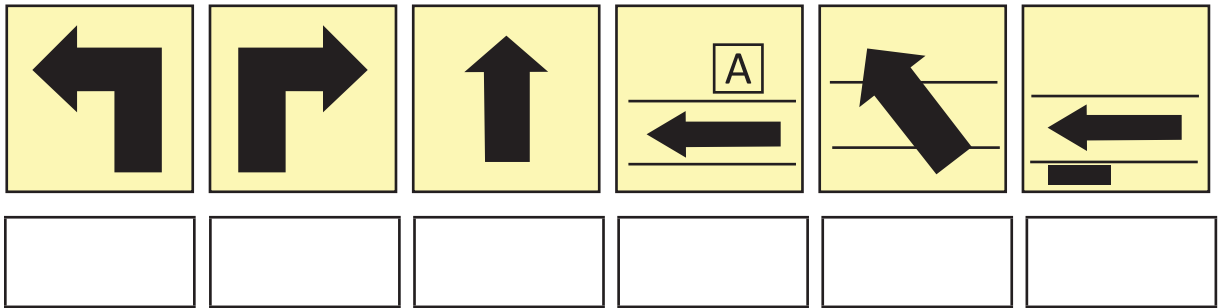
1. The boy is going to the hotel.
2. Richard and the boy are in Palm Street.
3. The hotel is in Queen Avenue.
4. The hotel is on the right, next to the Town Hall.

2 Read the dialogue again and draw a line on the map to show where Bill goes.



UNIT 2

3 Match the phrases in bold from the dialogue in exercise 1 to the pictures below.



4 Look at the map in exercise 2 and complete the dialogues.

A: Excuse me, is there a police station near here?

B: Yes,

A: How do I get there?

B: Palm Street and then into Queen Avenue.

..... the hospital. The police station is

A: Excuse me, is there a bank near here?

B: Yes,

A: How do I get there?

B: Palm Street. Queen Avenue.

..... the public library and the Korean restaurant. The bank is

5 Work in pairs. Take turns to ask and answer about these places.

1. the town hall
2. the supermarket
3. the school
4. the museum


6 Ask and answer about places near you.



UNIT 2

At the hotel

1 Match the pictures to the hotel words below.



check-in form

receptionist

porter

breakfast

key

room service

2 Bill is at the hotel. Look at the picture and correct the sentences.



e.g. *The receptionist is talking to Bill.*

Wrong! The receptionist isn't talking to Bill.

He is talking on the phone.

1. The man is looking at the dog.

.....

2. The receptionist is holding a key.

.....

3. The child is sitting on a chair.

.....

4. They have got a cat.

.....

UNIT 2

3 Read the dialogue. What hotel is Bill staying at?

Receptionist: Good afternoon! Can I help you?

Bill: Yes, I'd like a room for me and my brother.

R: Ok, we need to fill in this check-in form. What's your name?

B: Bill Black.

R: And how old are you?

B: I'm twelve.

R: Where are you from?

B: I'm from Canada.

R: How many nights are you staying?

B: Ten nights, I think.

R: Ten nights, ok. Do you want two single rooms or one double room?

B: One double room, please, with twin beds.

R: No problem. Do you want breakfast?

B: Yes, thank you.

R: Ok, we almost finished. Now what's your telephone number?

B: It's 35794236326.

R: Great! Here's your key. Room 252. Have a nice stay at the Sunny Hotel!

4 Read the dialogue again and complete Bill's check-in form. Then read the dialogue in pairs.

Sunny Hotel, Funville Town, 2 Lane Street					
Check-in form					
1.	Name				
2.	Age				
3.	Country				
4.	Type of room	Single bed		Double bed	Twin beds
5.	Breakfast	Yes		No	
6.	Telephone number				
7.	Number of nights				
8.	Room number				

5 Write the missing numbers.

1 one	8 eight	15 fifteen	22 twenty-two	60 sixty
2 two nine	16	23 twenty-three	70
..... three	10	17 seventeen	24	80 eighty
4 four	11 eleven eighteen twenty-five	90
5 five	12 twelve	19	30 thirty	100 one hundred
6 thirteen twenty forty	1 000 one thousand
7 seven	14 fourteen	21 twenty-one	50 fifty	1 000 000 one million

6 Work in pairs. Use the dialogue in exercise 3 to check-in at the Sunny Hotel.

It's time!



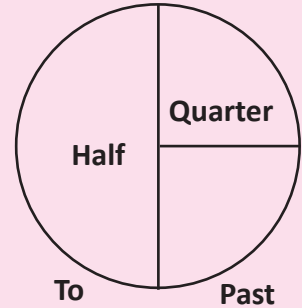
1 Look at the Remember Box and match the two columns.

6.00	Quarter past six
6.15	Six o'clock
6.25	Half past six
6.30	Twenty five past six
6.45	Five to seven
6.55	Quarter to seven


Remember!

TELLING THE TIME


- 7.00 seven o'clock
- 7.15 quarter past seven
- 7.20 twenty past seven
- 7.30 half past seven
- 7.45 quarter to eight
- 7.50 ten to eight




2 Read and draw the times.




1.




2.




3.



4.



5.



6.

1. It is eight o'clock. Sarah is at home.
2. It is half past eight. Sasha is at school.
3. It is quarter past nine. Mr. Clark is at work.
4. It is twenty past nine. Bill is at the hotel.
5. It is quarter to ten. Richard is outside.
6. It is five to ten. Ben is at the supermarket.



3 Write the times.

- | | |
|----------------|---------------|
| a. 10.00 | e. 2.40..... |
| b. 11.05 | f. 3.45..... |
| c. 12.15..... | g. 1.58 |
| d. 1.30..... | h. 2.59..... |

UNIT 2

4 Use the prompts to write sentences.

e.g. 7.30 / go to school

It's half past seven. It's time to go to school!

1. 1.30 / have lunch
2. 3.15 / do the homework
3. 5.00 / have some tea
4. 6.00 / go out and play
5. 7.30 / have dinner
6. 8.00 / watch TV
7. 9.00 / brush your teeth
8. 10.00 / go to bed

5 Look at the pictures. Ask and answer as in the example.

e.g. A: *What time is it?*

A: *What's he doing?*

B: *It's five past seven.*

B: *He's getting up.*



Get up




Have breakfast



Brush his teeth



Have a shower



Comb his hair



Get dressed



Prepare her bag



Put on his coat



Go to school

6 Work in groups. Mime the actions in exercise 5. Your friends try to guess.

e.g. A: *What am I doing?*

B: *Are you getting up?*

A: *Yes, I am. / No, I'm not.*

Now I know:

UNIT 2	Very well	OK	Not very well
Shops and places in town			
How to give directions			
How to tell the time			
There is / are			
Prepositions of place			
Present Continuous			

UNIT 2

Progress Check

Choose the correct answer, A, B or C.

















1. Tim a little sister.
A. have got B. has got C. got
2. glasses?
A. Have you got B. Has you got C. You have got
3. I have got a desk, but I a computer in my bedroom.
A. have got B. hasn't got C. haven't got
4. a hotel in Palm Street.
A. There is B. Is C. There are
5. many cars in your town?
A. Is there B. Are there C. There are
6. John isn't at home now, he at school.
A. is B. are C. am not
7. at the library?
A. She is B. Is she C. She isn't
8. We apple juice.
A. buying B. is buying C. are buying
9. You can buy stamps at the
A. post office B. library C. vet
10. Go Lane Street and then turn right.
A. between B. along C. cross
11. Excuse me, a car park near here?
A. there is B. is there C. are there
12. The is giving Paul a key.
A. librarian B. porter C. receptionist
13. He talking to you, he's talking on the phone.
A. is B. isn't C. has
14. your telephone number?
A. Where's B. Is C. What's
15. Where from?
A. are you B. you are C. you



Where does he work?

Jobs Daily routines Days of the week Your favourite day	Present simple Possessives Prepositions: in, on, at
--	--

1 Look at the pictures and circle the correct job.

<p>Artist</p> <p>Dancer</p>	<p>1. </p>	<p>Hairdresser</p> <p>Baker</p>	<p>9. </p>
<p>Doctor</p> <p>Vet</p>	<p>2. </p>	<p>Gardener</p> <p>Farmer</p>	<p>10. </p>
<p>Secretary</p> <p>Nurse</p>	<p>3. </p>	<p>Engineer</p> <p>Butcher</p>	<p>11. </p>
<p>Dentist</p> <p>Scientist</p>	<p>4. </p>	<p>Firefighter</p> <p>Painter</p>	<p>12. </p>
<p>Reporter</p> <p>Postman</p>	<p>5. </p>	<p>Cashier</p> <p>Carpenter</p>	<p>13. </p>
<p>Receptionist</p> <p>Chef</p>	<p>6. </p>	<p>Businessman</p> <p>Businesswoman</p>	<p>14. </p>
<p>Nurse</p> <p>Teacher</p>	<p>7. </p>	<p>Barman</p> <p>Porter</p>	<p>15. </p>
<p>Builder</p> <p>Mechanic</p>	<p>8. </p>	<p>Waiter</p> <p>Waitress</p>	<p>16. </p>

2 Where do they work? Make sentences.


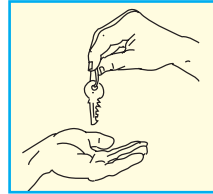
e.g. A baker works in a bakery.



- A nurse
- A receptionist
- A waiter
- A teacher

Mr. Clark works in a hotel

1 Match the words to the pictures.



talk on the phone write documents go home speak give

2 Read the text and answer the questions.

This is Mr. Clark. He is a receptionist. He works in a hotel. He starts work at 9.00 a.m. Every day he speaks with the guests and he gives them their keys. He also talks on the phone and he writes documents. He makes sure the people at the hotel are happy. He likes his job. He finishes work at 6.00 p.m. and then he goes home.



1. What does Mr. Clark do?

.....

2. What time does he start work?

.....

3. What does he write?

.....

4. What does he do after he finishes work?

.....

3 Read the Remember Box. Underline all the examples of the Present Simple in the text in exercise 2. Then read the Spelling rules in the Remember Box and fill in.

Remember!

Present Simple

Affirmative

I / you / we / they work in a hotel.

He / she / it works in a hotel.

- for repeated actions

! he / she / it + Verb + S

I speak – he speaks

I walk – he

I watch – he watches

I do – he

I cry – he cries

I study – he

UNIT 3



4 Use the present simple of the verbs in brackets to complete the sentences. Answer the question at the end.


e.g. I wake up at 7.00 a.m. every day, but my sister wakes up at 5.00 a.m. (wake up)

- 1. I walk to school, but she to work. (walk)
- 2. We school at 8.00, but she work at 6.00. (start)
- 3. I to school, but she to the hospital. (go)
- 4. My lessons at 12.00 p.m., but her work at 6.00 p.m. (finish)
- 5. I my schoolbag, but she her uniform in a bag. (carry)
- 6. I to learn well and she to consult all the patients. (try)

What does my sister do? Can you guess? She is a

5 Use the prompts to write a paragraph about Mrs. White, who is a nurse. Use the text in exercise 2 as an example.

- work / hospital
- start work at 7.00 a.m.
- help / patients
- give / medicine and injections
- make sure people are well
- like her job
- finish work at 3.00 p.m.
- go to the park to relax



This is She is a She



.....

.....

.....

.....

6 Now work in pairs and speak about Mr. Smith, who is a businessman and Mrs. Green, who is a teacher.



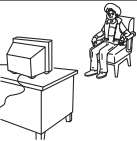





UNIT 3

First thing in the morning

1 Read the *Remember Box* and fill in *do* or *does*.

Remember!		
Present Simple		
Negative	Interrogative	Short answers
I / you / we / they <u>don't know</u> I / you / we / they <u>know</u> ?	Yes, I / you / we / they <u>do</u> .
He / she / it <u>doesn't know</u> he / she / it <u>know</u> ?	No, I / you / we / they <u>don't</u> .
		Yes, he / she / it <u>does</u> .
		No, he / she / it <u>doesn't</u> .

2 Match the pictures to the activities. Put a tick or a cross. Then write sentences.
have lunch, do my homework, have breakfast, have dinner, go to bed, watch TV




In the morning		
	watch TV ✓ ✗	e.g. <i>I watch TV in the morning.</i> OR <i>I don't watch TV in the morning. I do this in the evening.</i>
		
In the afternoon		
		
		
In the evening		
		
		

UNIT 3

3 Work in pairs. Match the activities to the pictures. Then use the prompts to ask and answer questions.

e.g. *Do you go shopping in the morning?*
Yes, I do. / No, I don't.

1. go shopping / in the morning
2. visit friends / in the evening
3. play computer games / in the afternoon
4. brush your teeth / in the evening
5. read a book / in the morning
6. play with your classmates / in the afternoon



4 Write sentences about your partner.

e.g. *Carla goes shopping in the morning. OR He / She doesn't go shopping in the morning.*

1.
2.
3.
4.
5.

5 Fill in the sentences with the present simple.

1. The postman letters to people`s houses. (deliver)
2. The butcher in an office. (not work)
3. The hairdresser people`s hair. (cut)
4. I am a waiter and I food in a restaurant. (serve)
5. I to work, because I am a student. (not go)
6. you e-mails? (write) No, I
7. a gardener flowers? (plant) Yes, he




UNIT 3

Bill meets Sasha and Sarah

1 Look at the pictures and answer the questions.

1. Where are the people?
2. How many children are there?
3. How many bags has Bill got?



2 Read and answer the questions.

Sarah: Look! He has got a lot of bags!

Sasha: Hi! Do you need help with these?

Bill: Oh, thank you! Are you the porters at the hotel?

Sarah: Oh, no! I am Sarah and this is my brother, Sasha. We don't work here.

Sasha: **Our** father is a receptionist at the Sunny Hotel. We come here every Friday after school and then we all go to the park to have ice cream.

Bill: Nice to meet you! I am Bill.

Sasha: Nice to meet you too! Are all these bags **yours**?

Bill: One is mine and two are my brother's. The big ones are **his**! Let's go to room 252!

1. Do Sasha and Sarah work at the hotel?
2. Does their father work there?
3. What day is it?
4. How many bags has Bill's brother got?
5. How many bags has Bill got?

3 Use the words in bold in the dialogue to complete the Remember Box.

Remember!

They are my bags. They're mine.

They are your bags. They're

They are his bags. They're

They are her bags. They're hers.

Possessives

They are its bags.

They are bags. They're ours.

They are your bags. They're yours.

They are their bags. They're theirs.

UNIT 3

4 Use possessives to complete the sentences below.

1. Bill has got two new friends. new friends are Sarah and Sasha.
2. father is Mr. Clark , the receptionist.
3. Sasha has got a sister. name is Sarah.
4. Bill has got a brother too. name is Tom.
5. Two of the bags are
6. Sarah has a got a pink schoolbag. It`s
7. Sasha has got a schoolbag too. colour is blue.



5 Put the days of the week in the correct order.

.....
.....
.....
.....
.....
.....
.....

Days of the Week	Thursday	Saturday	Sunday
Tuesday	Monday	Friday	Wednesday

6 Write five sentences about what you and your family do on different days of the week. Then ask and answer in pairs.

1.
2.
3.
4.
5.

e.g. A: *What do you do on Fridays?*
B: *We go to the park to have ice cream.*

UNIT 3

My favourite day

1 Read the text and complete the chart.

My favourite day

Saturday is my favourite day. In the morning I always wake up late, at about ten o'clock. I have breakfast with my family. We usually eat toast with butter and jam on Saturdays. After that, we watch cartoons on TV. It's fun!

At two o'clock we have lunch, and after lunch we get dressed and we go out for a walk in park. We visit our friends in the afternoon, too. We don't do homework on Saturdays.

In the evening we come home. We have dinner and then I watch a film or I read a book. I go to bed late, at about eleven o'clock. I love Saturdays!

Sarah Clark

In the morning	In the afternoon	In the evening
- wake up late		

2 Read the text again and choose the correct answer.

- Sarah wakes up at about on Saturdays.
A. ten past ten B. ten o'clock C. seven o'clock
- For breakfast she has
A. toast B. bread C. cereal
- She visits friends
A. in the evening B. at lunch C. in the afternoon
- They go for a walk
A. in the forest B. in the park C. in town
- She goes to bed.....
A. early B. late C. at ten o'clock

UNIT 3

3 Work in pairs. Ask and answer the questions.

1. What's your favourite day?
2. What time do you wake up?
3. What do you do in the morning?
4. What do you do in the afternoon?
5. What do you do in the evening?
6. What time do you go to bed?

4 Use your answers in exercise 3 to write a short text about your favourite day.

My favourite day

..... is my favourite day. In the morning

.....

.....

.....

.....

.....

.....

.....

.....

5 Play a game in groups. Mime an activity you do on Sundays. Can your friends guess?

- e.g. A: *Mimes an action.*
B: *Do you ride your bike on Sundays?*
A: *Yes, I do. / No, I don't.*

Now I know:

UNIT 3	Very well	OK	Not very well
Jobs			
Daily routines			
The days of the week			
How to write about my favourite day			
Present simple			
Possessives			
Prepositions: in, on, at			

Progress Check

Choose the correct answer, A, B or C.

1. I have got two bags. They`re
 A. my B. yours C. mine
2. Are these keys?
 A. your B. yours C. ours
3. My father in a big company.
 A. works B. work C. job
4. A nurse works in a
 A. garden B. hospital C. restaurant
5. We walk to school.
 A. doesn` t B. don` t C. does
6. you watch TV in the evening?
 A. Is B. Do C. Does
7. Does she to the office?
 A. go B. goes C. do
8. I in the morning.
 A. have lunch B. have breakfast C. have dinner
9. We have dinner
 A. in the evening B. in the morning C. in the afternoon
10. Paul his homework in the afternoon.
 A. do B. does C. dos
11. Kim to learn very well.
 A. tries B. try C. tryes
12. A gives medicine to people.
 A. firefighter B. porter C. doctor
13. A chef food.
 A. cook B. cooks C. don` t cook
14. A writes e-mails.
 A. businessman B. baker C. butcher
15. I work at 6.00 p.m.
 A. finishes B. finishes C. finish



UNIT 4 Weekends

In this unit you will learn, read and talk about:

Fun things to do

Hobbies School subjects Timetables A day in the park	Like + verb + ing Frequency adverbs Present simple vs. present continuous Object pronouns
---	--

1 Match the verbs to the free time activities in the pictures.

1. dancing
2. reading
3. gardening
4. painting
5. shopping



6. fishing
7. climbing mountains
8. watching TV
9. taking photos

2 What do Sasha and Sarah like doing? Look at exercise 1 and write sentences.

e.g. 1. *Sasha and Sarah like dancing.*

2. Sasha
3.
4.
5.
6.
7.
8.
9.

Remember!

I like / I don't like + Verb + -ING

I like shopping.

I don't like fishing.

also

I love reading.



I hate painting.



I don't mind watching TV.



3 What do you like doing? Tell your partner.

e.g. *I love dancing but I don't like gardening.*



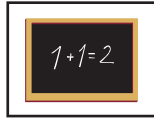

We always have ice cream on Fridays!



1 Match the pictures to the school subjects.



Physical Education (PE), English, French,
Maths, Music, Science, Art, Geography



2 Read the text about Sarah and Sasha and answer the questions.

Friday is our favourite day! On Fridays we always wake up at 7.00 a.m. and then we have breakfast. We usually eat cereal with milk. Then we dress up and we walk to school. We never go by car because it's close to our house. Lessons start at 8.00 a.m. On Friday we have English, Maths, Geography and PE. When we finish school, we always come to the hotel. The hotel is in Lane Street too! Then we all go to the park. We love eating ice cream! Our father usually has strawberry ice cream. Sasha sometimes eats chocolate ice cream, but I always buy vanilla, it's my favourite! Friday is the best day! What do you do on Fridays?

1. Do they always wake up at 6.00 a.m. on Fridays?
2. Do they sometimes go to school by car?
3. Does Mr. Clark usually eat strawberry ice cream?
4. Does Sarah sometimes buy chocolate ice cream?

3 Read the *Remember box*. Underline all the examples in the text and complete the rules. Complete the sentences so that they are true for you.

1. I wake up at 7.00.
2. I have breakfast.
3. I walk to school.
4. Lessons start at 8.00.
5. I have English on Friday.
6. I have vanilla ice cream.
7. My father eats chocolate ice cream.


Remember!

- 100% always
- 75% usually
- 50% often
- 25% sometimes
- 0% never

Frequency adverbs

We use them with the present
They go the verb.

They sometimes have toast for breakfast.
They don't always have cereal.



UNIT 4

4 Read the list of objects. What lesson are they for?

1. ruler, exercise book, calculator
2. dictionary, CD, notebook
3. brush, paint, drawing paper
4. map, globe, minerals
5. guitar, lyrics, song book
6. leaves, skeleton, anatomy atlas
7. trainers, ball, T-shirt



5 Work in pairs to complete Sasha`s timetable. Student A should look at timetable A and cover timetable B. Student B should look at timetable B and cover timetable A. Ask and answer as in the example.

e.g. A: What lesson does he have at eight o`clock on Monday?

B: Maths. What lesson does he have at ten o`clock on Monday?

TIMETABLE A

DAY/TIME	Monday	Tuesday	Wednesday	Thursday	Friday
8.00	Maths	English	French		English
9.00	French	Maths	Science	Maths	Maths
10.00	Science	Geography	English	English	
11.00	PE			Music	PE

TIMETABLE B

DAY/TIME	Monday	Tuesday	Wednesday	Thursday	Friday
8.00	Maths	English		French	English
9.00	French	Maths	Science	Maths	Maths
10.00			English		Geography
11.00	PE	Music	Art		

6 Fill in your timetable in English.

MY TIMETABLE

DAY/TIME					

UNIT 4

At the weekend

1 Read the Remember box and fill in *before* or *after*.

Remember!	
	Frequency adverbs
100% always	They go the main verb.
75% usually	<i>We usually go fishing.</i>
50% often	
25% sometimes	They go the verb <i>to be</i> .
0% never	<i>We aren't usually tired.</i>

2 Put the words in the correct order to form sentences.

1. Bill / swimming / sometimes / goes.

.....

2. at home / always / are / they / in the afternoon

.....

3. is / sad / sometimes / he

.....

4. usually / Mrs Smith / work / in the evening / doesn't

.....

5. cycle / at the weekend / often / Mr Clark / does?

.....

6. like / ice cream / they / do / eating?

.....

7. go to bed / at ten / doesn't / he / o'clock.

.....

8. Sasha and Sarah / to / always / school / walk.

.....

9. you / sometimes / with your brother / are / angry ?

UNIT 4

3 Look at the table. What do they at the weekend? Write sentences as in the example.

e.g. **1.** Richard usually watches TV and listens to music at the weekend.

He doesn't play games or study French.

Usually at the weekend ...	play games	study French	watch TV	listen to music
Richard			√	√
Sarah	√			√
Bill	√	√		
You				

2. Sarah

.....

3. Bill

.....

4. I

.....

4 Work in pairs. Cover the table and test your memory.

e.g. A: Does Richard usually play games at the weekend?

B: Yes, he does. / No, he doesn't.

5 Read the Remember Box and fill in the sentences.

- I have dinner the evening.
- They usually wake up seven o'clock.
- We always have fun the weekend.
- We don't go to school Sundays.
- She sometimes reads the afternoon.

Remember!

IN, ON, AT

IN: in the morning
in the afternoon
in the evening
ON: on Mondays
AT: at two o'clock
at the weekend
at noon
at night

What is he doing?


1 Look at the pictures. Write questions and answers as in the example.

e.g. they / sing

What are they doing?

They are singing.

1. she / listen to music
2. he / surf the internet
3. he / play computer games
4. they / play chess
5. they / play cards



1.
2.
3.
4.
5.

2 Use the actions in the picture in exercise 1 and the actions on page 35 to play mime.

e.g. A: *What am I doing?*

B: *You are singing.*



3 Answer the questions.

1. What are you doing at the moment?
2. What is your father doing now?
3. What is your best friend doing?