



# PLAY ENGLISH

English for  
**beginners**

level

**2**

SINAPSIS®



# PLAY ENGLISH

English for  
**beginners**



SINAPSIS®

Design: Iuliu Duma

Ilustrații: Daniela Cherecheș, Constantin - Flavius Pătrașcu

© Copyright 2018 Sinapsis. Toate drepturile rezervate

**Descrierea CIP a Bibliotecii Naționale a României**

**Play English: English for beginners: Level 2.**

- Cluj-Napoca:

Sinapsis Publishing Projects, 2013

ISBN 978-606-8446-38-7

371.671:811.111:373.3




 Like [www.facebook.com/editura.sinapsis](http://www.facebook.com/editura.sinapsis)

**SINAPSIS®**  
[www.sinapsis.ro](http://www.sinapsis.ro)


**CPR**   
Conceput și produs în România



MY NAME:




A large, empty oval shape with a dashed pink border and a solid blue horizontal line across the middle, intended for writing a name.



I am



I live in:



years old!

A large, empty rounded rectangular box with a red border, intended for writing an address.

This is Me:

Grade:



A large, empty circular shape with a green border and decorative green leaves and vines, intended for drawing a self-portrait.



A decorative pink swirl border, intended for writing a grade.

My Teacher's name:



My Pet:

A large, empty rounded rectangular box with a blue border, intended for drawing a pet.


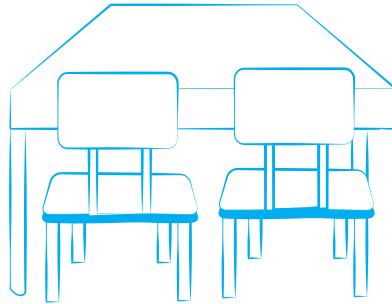
A large, empty rectangular box with an orange border and decorative orange swirls, intended for writing a teacher's name.

# CONTENTS

|   |    |
|---|----|
| <b>Unit 1 Here comes autumn!</b> .....                  | 5  |
| Lesson 1 BACK TO SCHOOL .....                           | 5  |
| Lesson 2 GOOD MORNING, TEACHER! .....                   | 8  |
| Lesson 3 AUTUMN FUN .....                               | 11 |
| Lesson 4 AUTUMN CELEBRATIONS: HALLOWEEN .....           | 13 |
| Lesson 5 AUTUMN CELEBRATIONS: THANKSGIVING .....        | 17 |
| <b>Unit 2 All about me</b> .....                        | 18 |
| Lesson 1 THIS IS MY FAMILY! .....                       | 18 |
| Lesson 2 MY HOUSE .....                                 | 21 |
| Lesson 3 MY LOVELY FACE .....                           | 25 |
| Lesson 4 MY BODY .....                                  | 27 |
| Lesson 5 WHAT ARE THEY LIKE? .....                      | 29 |
| Lesson 6 MY HOBBY .....                                 | 33 |
| <b>Unit 3 Here comes winter!</b> .....                  | 34 |
| Lesson 1 HERE COMES WINTER! .....                       | 34 |
| Lesson 2 WINTER CELEBRATIONS: MERRY CHRISTMAS! .....    | 35 |
| <b>Unit 4 Tell me about you!</b> .....                  | 38 |
| Lesson 1 WHAT DO YOU WANT TO BE? .....                  | 38 |
| Lesson 2 WHAT'S THE MATTER? .....                       | 40 |
| Lesson 3 TELL ME YOUR FEELINGS! .....                   | 41 |
| Lesson 4 TELL ME ABOUT YOUR BIRTHDAY! .....             | 43 |
| Lesson 5 WHAT COLOURS DO YOU LIKE? .....                | 45 |
| Lesson 6 WHAT IS YOUR NUMBER? .....                     | 46 |
| <b>Unit 5 Here comes spring!</b> .....                  | 48 |
| Lesson 1 LET'S PLAY IN SPRING! .....                    | 48 |
| Lesson 2 SPRING CELEBRATIONS: HAPPY MOTHER'S DAY! ..... | 50 |
| Lesson 3 SPRING CELEBRATIONS: HAPPY EASTER!.....        | 52 |
| Lesson 4 SHORT STORIES: THE FOX AND THE HEN .....       | 55 |
| <b>Unit 6 Daily life</b> .....                          | 56 |
| Lesson 1 WHAT TIME IS IT? .....                         | 56 |
| Lesson 2 DAILY ROUTINES .....                           | 59 |
| Lesson 3 MY BEAUTIFUL WEEK .....                        | 61 |
| <b>Unit 7 Animals</b> .....                             | 62 |
| Lesson 1 ON THE FARM .....                              | 62 |
| Lesson 2 IN THE FOREST .....                            | 64 |
| Lesson 3 IN THE JUNGLE .....                            | 66 |
| Lesson 4 SEA FRIENDS .....                              | 67 |
| <b>Unit 8 Here comes summer!</b> .....                  | 70 |
| Lesson 1 HAPPY CHILDREN'S DAY!.....                     | 70 |
| Lesson 2 SUMMER FEAST .....                             | 72 |
| Lesson 3 I TRAVEL .....                                 | 75 |
| Lesson 4 HOLIDAY PLANNING .....                         | 77 |
| <b>REVISION</b> .....                                   | 79 |

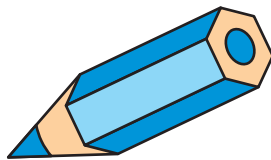
1 Read.

- What is this?  
- This is a desk!



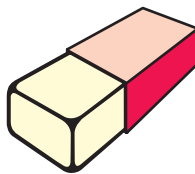
2 Match.

- What is this?  
- This is a



● pencil

- What is this?  
- This is an



● book

- What is this?  
- This is a




● eraser

- What is this?  
- This is a







● ruler


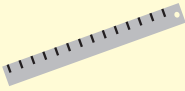


- What is this?  
- This is a



● board

3 Look at the pictures and put the letters in the right order.

|   |   |   |   |
|---|---|---|---|
| PINCEL  | SCISORSS  | SHARNEPER   | DEKS  |
|  |  |  |  |
|   |   |   |   |

|   |   |   |   |
|---|---|---|---|
| ERESAR  | RUREL   | NEP   | KOOB  |
|  |  |  |  |
|   |   |   |   |

4 Find the words in the box below.

- PENCIL
- RULER
- COPYBOOK
- DESK
- SCHOOLBAG
- SCHOOL


|   |   |   |   |   |   |   |   |   |
|---|---|---|---|---|---|---|---|---|
| S | C | H | O | O | L | B | A | G |
| R | U | B | B | E | R | Y | U | P |
| U | V | T | E | D | T | G | H | E |
| L | E | T | H | E | J | D | C | N |
| E | Q | Z | X | S | Q | Z | G | C |
| R | T | Y | G | K | J | K | L | I |
| C | O | P | Y | B | O | O | K | L |
| M | N | S | C | H | O | O | L | N |

**Teacher's note: Let's play a game!**


**Vanishing objects**

Set up the classroom so there are various objects visible, e.g. a book, a school bag, a chair, pens, pencils, an eraser etc. Give the students a minute to observe the room. Then ask everyone to close their eyes. Hide one object and ask the students to open their eyes. They have to say what is missing. It's good to start with some easy things and then get progressively harder. The student who guesses the missing object first can hide the next object.


5 Match the drawings with the class instructions, then act.



- Sit down!
- Open your book!
- Write on the board!



- Stand up!
- Point to the picture!
- Clean the board!




- Raise your hand!
- Be silent!

My score:     
 Excellent    Good    I need help!




1 Read.



2 Match the greetings with the images.


**GOOD MORNING!**




**GOOD AFTERNOON!**



**GOOD NIGHT!**





3 Complete the words.

H E O L O !

O D

M O N I N O !

G O

A F E R N O N !

G D

V E N I G !

H V E


A N C E D Y !

4 a) Read.

- Hello! My name is Clara.  
I am eight years old.  
I am from England.



b) Draw your picture and complete the information.



- Hello! My name is

.....

I am ..... years old.

I am from .....


.....

5 Complete the dialogues.


Good morning!




How old are you?



What is your name?



Goodbye!



6 Put the words in the correct order.

How

?

you

old

are

name

What

your

is

?

Let's sing a song!

Good morning, good morning.  
How are you today?  
Good morning, good morning.  
I'm happy let's play.

Stretch up, stretch down.  
Spin your head, turn around.  
Move your shoulders, up and down.  
Stretch your arms and turn around.

My score:



Excellent



Good



I need help!

**LESSON 3: AUTUMN FUN**

**UNIT 1: HERE COMES AUTUMN!**

**1** Cross out the pictures that are not related to autumn. Name each picture.



**2** Circle the months of the autumn.

January

February

March

April

May

June

July

August

September

October

November

December

3 Look at the pictures. Unscramble the letters.



cron →

-----



winyd →

-----



squiler →

-----



laef →

-----



aplep →







-----



nacor →

-----

4 What's the weather like in autumn? Draw!

|  |  |   |
|--|--|---|
| <br> | <br> | <br> |
|--|--|---|

**Teacher's note: Let's play a game!**

**Autumn Pantomime: Guess what I am doing!**

Ask one student to come in front of the class and whisper him/her to pretend he/she is climbing a tree, he/she is picking leaves, he/she is picking apples, he/she is riding a bike, he/she is taking pictures etc. The other students have to guess what is he/she doing.

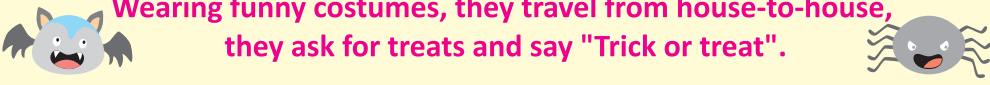
My score:   

Excellent    Good    I need help!




# LESSON 4: AUTUMN CELEBRATIONS: HALLOWEEN

UNIT 1: HERE COMES AUTUMN!


Children celebrate Halloween in October.  
Wearing funny costumes, they travel from house-to-house,  
they ask for treats and say "Trick or treat".



1 Look at each picture and fill in the missing letters for each Halloween word.

|  |  |  |  |
|--|--|--|--|
|   |   |   |   |
| c _ _ ndy  | w _ _ tch  | p _ _ mpk _ _ n  | sk _ _ l _ _ t _ _ n   |
|  |  |  |  |
| sp _ _ d _ _ r   | sk _ _ ll  | gh _ _ st  | c _ _ t  |

2 Draw your own Halloween Costume.



3 Let's learn the poem!


**TRICK OR TREAT**

---

Walking up the garden path,  
I spy a yummy sweet,  
Halloween is here again  
Knock, knock - treat or treat?



4 I can draw.



5 Colour by Number.

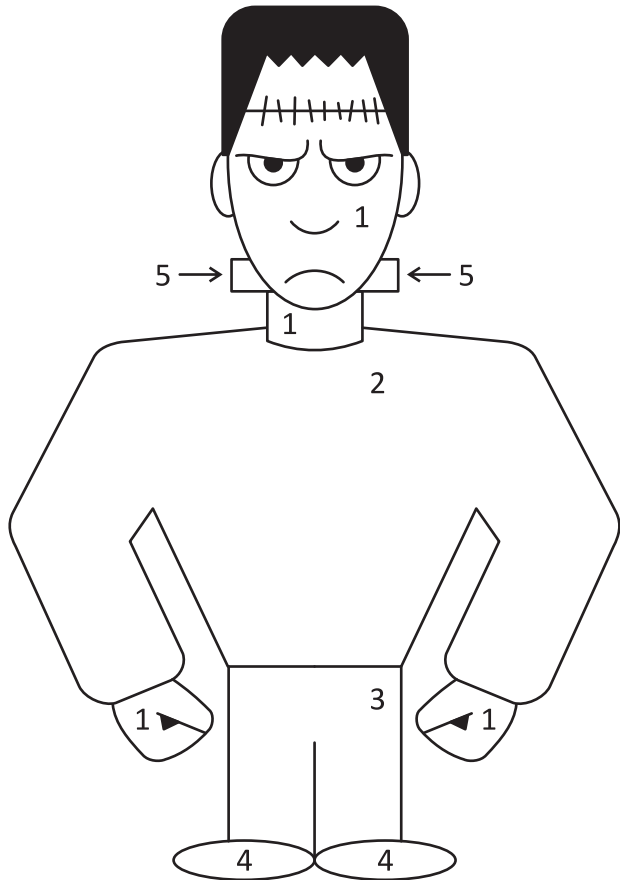
1 → green

2 → red

3 → brown

4 → yellow

5 → blue



- 6 Choose one character. Cut it out. Make holes where marked. Slip your first and second fingers through the holes and use your fingers as legs. Imagine a short conversation between your character and your partner's character.



My score:     
Excellent    Good    I need help!






# LESSON 5: AUTUMN CELEBRATIONS: THANKSGIVING

UNIT 1: HERE COMES AUTUMN!

Children celebrate Thanksgiving in America.

## 1 Colour by numbers.



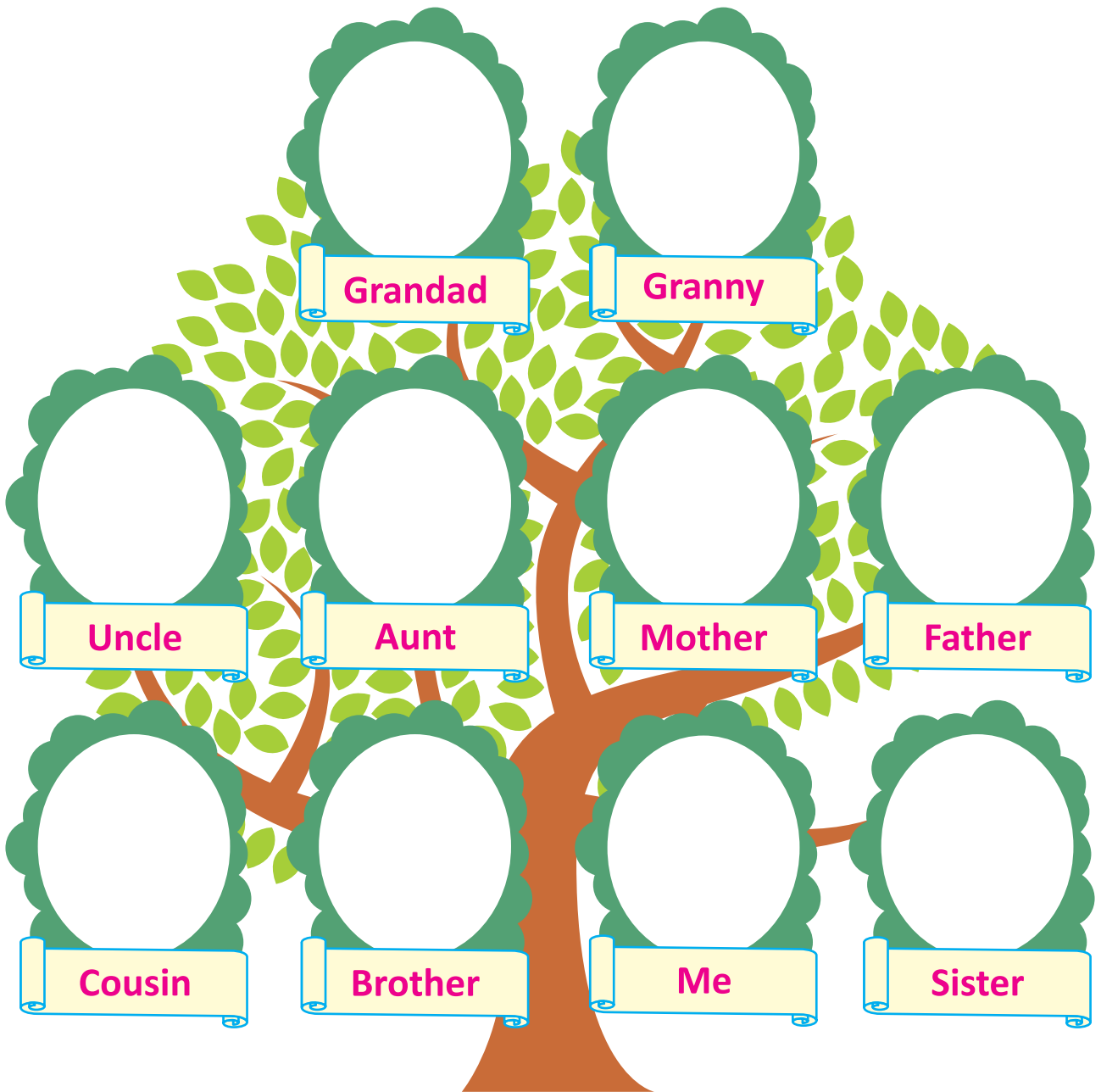
- 1 → orange
- 2 → green
- 3 → yellow
- 4 → red
- 5 → blue

## 2 Name and circle the things that you like.



My score:   
Excellent    Good    I need help!

1 Complete with the pictures of your family members.



2 Fill in the blanks with the missing letters.

m\_\_ther

gr\_\_ndf\_\_ther


s\_\_ster

f\_\_ther

gr\_\_ndm\_\_ther

br\_\_ther

3 Read about Emily's family.



In my family there are six members: my mother, my father, my brother and I. I have a grandfather and a grandmother. We also have a dog and a cat.  
**I love my family!**

4 Write about your family.

In my family there are ..... members.

My ..... and my .....

I have a ..... and a .....

We also have .....

**I love my family!**

5 Complete the table with your family favourites.

|        | Emily   | Me | My mother | My father |
|--------|---|----|-----------|-----------|
| colour | pink  |    |           |           |
| food   |  |    |           |           |

6 Cross the odd one out.

|         |             |        |             |
|---------|-------------|--------|-------------|
| mother  | sister      | car    | grandfather |
| brother | grandmother | flower | daughter    |

7 Write their names.

My mother's name is .....

My father's name is .....

My sister's name is .....

My brother's name is .....

My grandmother's name is .....

My grandfather's name is .....

8 Write the opposites of the following words.

mother → father

brother →


son →

grandmother →

uncle →




My score:     
Excellent    Good    I need help!

1 Number the rooms in the picture below.



- |                |             |                |            |
|----------------|-------------|----------------|------------|
| 1. bathroom    | 2. bedroom  | 3. dining room | 4. kitchen |
| 5. living room | 6. dressing | 7. attic       |            |

2 Where are they? Put the question and answer.

|   |   |  |
|---|---|--|
|  |  |  |
| in the living room  | in the kitchen  | in the bedroom   |
| Where is he?<br>He is in the living room.   | _____   | _____  |

3 Colour the Bathroom Objects.

- yellow ➡ bathtub
- blue ➡ toothbrush
- green ➡ toothpaste
- pink ➡ hairbrush
- yellow ➡ soap
- purple ➡ shampoo
- orange ➡ towel
- blue ➡ toilet
- green ➡ shower



4 Reading Comprehension: Read and answer the questions.

**My House**  
I live in Romania.  
Romania is a country.  
My house is in Bucharest.  
Bucharest is a city.  
The weather in Bucharest is nice. It is sunny.  
The sky is blue.  
My house is red. I live in a red house.

1. What is Romania?  
A. a city      B. a country      C. a village
2. What is Bucharest?  
A. a city      B. a state      C. a country
3. How is the weather in Bucharest?  
A. rainy      B. sunny      C. cloudy
4. What colour is my house?  
A. red      B. blue      C. yellow



Answers: 1. B, 2. A, 3. B, 4. A.

5 My dream house

What is your dream house?

- a castle       a flat       a house       a villa

Where is your dream house? (a country name) .....

How large is your dream house?

- small       large

How many floors are there in your dream house? .....

How many rooms are there in your dream house? .....

Are there animals in your dream house? .....

Is there any swimming pool? .....



**6** Household Chores: **Do you have to ... ?** With your partner, ask and answer about each activity.

|                             | Yes | No |
|-----------------------------|-----|----|
| 1. ...wash the dishes?      |     |    |
| 2. ...tidy your room?       |     |    |
| 3. ...take out the garbage? |     |    |
| 4. ...make your bed?        |     |    |
| 5. ...do the shopping?      |     |    |
| 6. ...feed the pet?         |     |    |
| 7. ...do the cooking?       |     |    |
| 8. ...clean the windows?    |     |    |
| 9. ...set the table?        |     |    |
| 10. ...water the plants?    |     |    |



My score:     
 Excellent    Good    I need help!

1 Put the letters in the correct order and write the face parts.

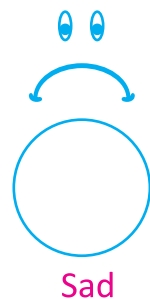



Scrambled words for face parts:

- hair: hiar
- forehead: fohdeare
- eyes: yee
- eyebrows: browyee
- cheeks: frkcsele
- cheeks: ceehk
- ears: osne
- ears: rea
- mouth: muoht
- mouth: hinc
- mouth: ngueot

2 Fill in the missing letters.

e\_\_ebr\_\_w      ch\_\_n      mo\_\_th      t\_\_ng\_\_e      ea\_\_  
 fore\_\_ead      e\_\_e      no\_\_e      f\_\_eckl\_\_s      ch\_\_e\_\_

3 Make a face. The sample eyes and mouths below could help.



4 Choose the correct word:

a) You see with your:

lips  eyes

nose  teeth

b) You hear with your:

mouth  ears

eyes  nose

c) You bite with your:

ears  eyes

nose  teeth

d) You eat with your:

nose  eyes

mouth  ears

e) You smell with your:


ears  eyes

nose  teeth


5 Watch the images and choose.



- Ralph plays tennis.
- Ralph shuts the door.
- Ralph rides the bicycle.
- Ralph can sing.



- Peter rips the paper.
- Peter jumps.
- Peter collects the leaves.
- Peter is walking to school.



- The dog is barking.
- The clown entertains.
- The ball hits the window.
- Butter melts.



- Friends are playing football.
- Friends are hugging.
- Friends are hanging posters.
- Emily kisses her mother.

## LESSON 4: MY BODY

## UNIT 2: ALL ABOUT ME

1 Match.

HAIR

NOSE

EAR

EYE

NECK

CHEST

WRIST

HAND

KNEE

FOOT



HEAD

EYEBROW

MOUTH

CHIN

SHOULDER

ELBOW

ARM

WAIST

LEG

ANKLE

### Let's sing a song!

Touch your head.  
Touch your nose.  
Clap your hands.  
Touch your toes.

Sit down. Stand up.  
Everybody turn around.  
Put your hands up.  
Put your hands down.



2 Choose the correct word:

a) You **hold** with your:

- neck       hands       back       head

b) You **walk** with your:

- nose       legs       hands       arms

c) You **stand** on your:

- head       hands       feet       shoulders


d) You **kneel** on your:

- knees       legs       chest       neck

e) You **carry** a backpack on your:

- elbow       finger       back       arm

3 Draw yourself and label the parts of the body that you remember.



My score:



Excellent



Good




I need help!

# LESSON 5: WHAT ARE THEY LIKE?

# UNIT 2: ALL ABOUT ME

1 Match.

He is tall. ●



He is short. ●

She is slim. ●



She is fat. ●

He is young. ●



He is old. ●




2 Following the example, describe each character.

tall, short, slim, fat, old, young



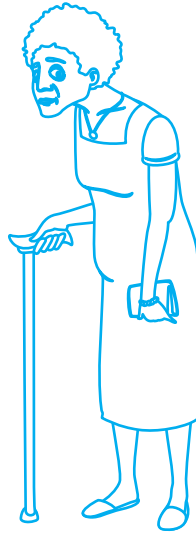
Mary



Mark



Karl



Zoe



William

**Example:** *Mary is tall and slim.*

Mark is \_\_\_\_\_.

Karl is \_\_\_\_\_.

Zoe is \_\_\_\_\_.

William is \_\_\_\_\_.

3 Describe your best friend.

My friend is a:  boy


girl.

My friend is:  short

tall.

My friend is:  slim


fat




4 Tick the right description.




- big mouth
- small mouth



- curly hair
- straight hair




- short hair
- long hair



- round face
- oval face

5 Draw, following the description.

Mary is a tall and slim girl.  
Her face is round.  
She has got  
long and blond hair,  
brown eyes  
and a small mouth.





6 Read about Snow White.

I have seven little friends!

I don't like the queen!



I live in a palace!

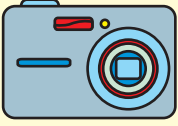


I like apples!

7 Follow the example, draw a picture and write about your colleague.

My score:     
Excellent    Good    I need help!

1 Ask and answer in pairs.

What do you like to do?

|   |   |   |  |   |
|---|---|---|--|---|
|  |  |  |  |  |
| I like taking pictures.   | I like computer games.  | I like sports.  | I like reading.  | I like singing.   |

2 Draw a picture of yourself doing something that you like.




3 Complete.

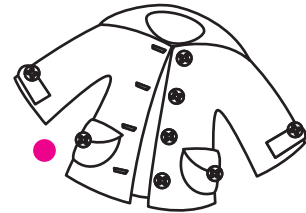
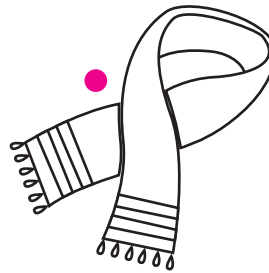
| Name<br>(write here your colleagues' name) | His/her hobby |
|--|---------------|
|  |               |
|  |               |
|  |               |
|  |               |
|  |               |

1 Draw a line from each picture to its name and then colour the pictures.

SNOWMAN ●




COAT ●



SCARF ●

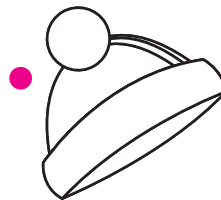
MITTENS ●



ICE SKATES ●

SLED ●

SNOWFLAKE ●



HAT ●

2 Winter Cryptogram. Decode the wish by finding each substitute letter.


\_\_\_\_\_ !  
 ☺ 👍 ★ 🍀 ★ ? ❤️ 💎 ✂

|   |   |   |   |   |    |   |   |
|---|---|---|---|---|----|---|---|
| 🍀 | ★ | ☺ | 👍 | ? | ❤️ | ✂ | 💎 |
| I | T | L | E | S | N  | W | O |

# LESSON 2 WINTER CELEBRATIONS: MERRY CHRISTMAS!

## UNIT 3: HERE COMES WINTER!


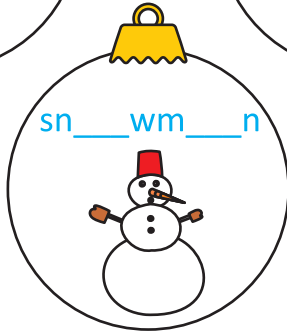

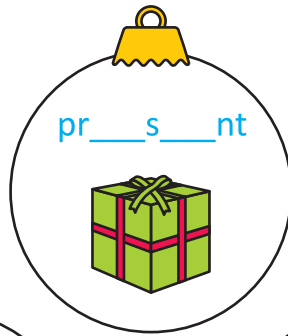
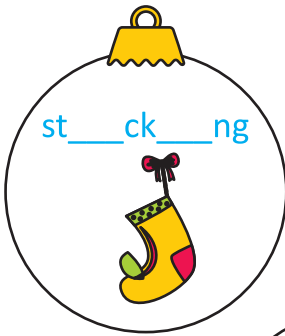
1 Match and colour Santa's Clothes.




2 Colour the postcard and write a short message for a friend.



3 Fill in the missing letter.



Post Card



\_\_\_\_\_

\_\_\_\_\_

\_\_\_\_\_

\_\_\_\_\_

THIS SIDE FOR ADDRESS ONLY

4 Find the words from the left column in the grid. Ask help from your colleague.

- angel
- candle
- elf
- star
- present
- reindeer

|   |   |   |   |   |   |   |   |
|---|---|---|---|---|---|---|---|
| P | R | E | S | E | N | T | F |
| Y | E | F | T | W | W | R | E |
| H | I | G | A | N | G | E | L |
| J | N | H | R | S | F | H | F |
| K | D | J | T | X | G | G | W |
| L | E | C | A | N | D | L | E |
| D | E | N | G | T | H | H | Q |
| U | R | G | H | G | Y | N | G |

5 Read and choose.

- a) Green, decorated with lights and balls.  
 Christmas tree     elf     stocking     house
- b) Brings presents to all good boys and girls.  
 Bell     Reindeer     Elf     Santa Claus
- c) Round and shiny, one of the Christmas decorations.  
 star     ball     stocking     elf

6 Give five possible names for Santa's reindeers.

My score:     
 Excellent    Good    I need help!

1 Reading Comprehension

Questions

- 1) Anna is
  - A. an artist
  - B. a doctor
  - C. an actor
- 2) Anna draws things that are in the
  - A. ground
  - B. ocean
  - C. sky
- 3) Anna draws
  - A. shells
  - B. stars
  - C. flowers
- 4) Anna does not draw
  - A. the moon
  - B. clouds
  - C. trees







Answers 1. A, 2. C, 3. B, 4. C

2 What do you want to be when you grow up?

|   |  |  |   |     |    |   |     |    |   |     |    |
|---|--|--|---|-----|----|---|-----|----|---|-----|----|
| <p>Do you want to be a</p>   | <p>Do you want to be a</p>  | <p>Do you want to be a</p>  | <p>Do you want to be a</p>   |     |    |   |     |    |   |     |    |
| <table border="1" style="display: inline-table; border-collapse: collapse;"> <tr> <td style="padding: 2px 10px;">Yes</td> <td style="padding: 2px 10px;">No</td> </tr> </table> | Yes  | No   | <table border="1" style="display: inline-table; border-collapse: collapse;"> <tr> <td style="padding: 2px 10px;">Yes</td> <td style="padding: 2px 10px;">No</td> </tr> </table> | Yes | No | <table border="1" style="display: inline-table; border-collapse: collapse;"> <tr> <td style="padding: 2px 10px;">Yes</td> <td style="padding: 2px 10px;">No</td> </tr> </table> | Yes | No | <table border="1" style="display: inline-table; border-collapse: collapse;"> <tr> <td style="padding: 2px 10px;">Yes</td> <td style="padding: 2px 10px;">No</td> </tr> </table> | Yes | No |
| Yes   | No   |  |   |     |    |   |     |    |   |     |    |
| Yes   | No   |  |   |     |    |   |     |    |   |     |    |
| Yes   | No   |  |   |     |    |   |     |    |   |     |    |
| Yes   | No   |  |   |     |    |   |     |    |   |     |    |

3 Complete the sentences. Use the words in the box.

|        |         |           |        |
|--------|---------|-----------|--------|
| cook   | teacher | fireman   | nurse  |
| sailor | farmer  | policeman | doctor |

|   |  |   |   |
|---|--|---|---|
| This is Ann.<br> | This is Kate.<br> | This is Tom.<br> | This is Bob.<br> |
|---|--|---|---|

She is a




She is a




He is a




He is a




|   |  |   |  |
|---|--|---|--|
| This is Peter.<br> | This is Mike.<br> | This is Timothy.<br> | This is Karl.<br> |
|---|--|---|--|

He is a




He is a




He is a




He is a




My score:



Excellent



Good




I need help!



# LESSON 2: WHAT'S THE MATTER?


# UNIT 4: TELL ME ABOUT YOU!

1 Watch and say.



2 Choose and complete.

- 1. headache
- 2. cough
- 3. fever
- 4. stomach ache
- 5. cold
- 6. ear ache
- 7. sore throat



3 Now write a sentence for each picture.

**Example:** He has got a headache.

- 1. \_\_\_\_\_
- 2. \_\_\_\_\_
- 3. \_\_\_\_\_
- 4. \_\_\_\_\_
- 5. \_\_\_\_\_
- 6. \_\_\_\_\_
- 7. \_\_\_\_\_