

# Fairyland



Make your teaching Fun  
for Everyone!



Express Publishing



# interactive e-Book

The student's interactive study-partner!



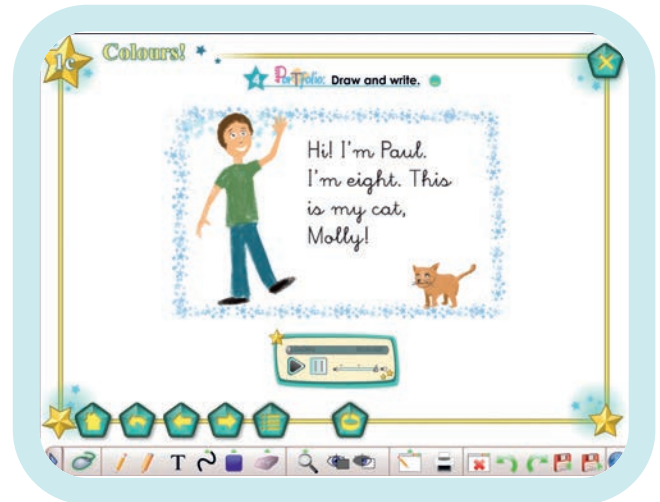
- Fully interactive Alphabet Book



- Audio-visual presentation of new vocabulary through flashcards



- Animated grammar presentation through picture flashcards



- Portfolio activities with model projects



- Karaoke songs



- A fully animated reader



- Fully animated dialogues and songs



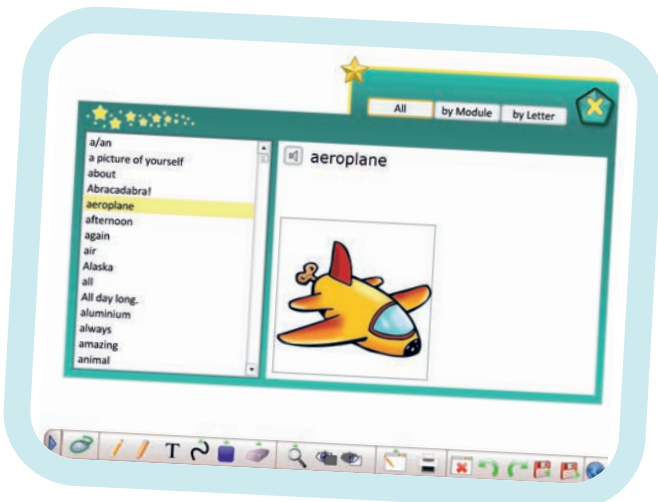
- Fun vocabulary and grammar games to revise and consolidate the language presented in each module



- A fully animated fun story in episodes



- Interactive activities to practise and consolidate the new language in an enjoyable way



- A Digital Dictionary with audio and pictures



- Fun quizzes for every module

# IWB Software

The teacher's interactive tool!



- Fully interactive activities



- Vocabulary presentation through visuals



- Fully interactive Activity Book



- Animated grammar presentation through picture flashcards



- Fun Board Games



- Interactive posters

2b It's a magic pen!

Oh no! Look at Harry's pencil case!

- Fully animated dialogues and stories

2b It's a magic pen!

Listen and read.

- Read-along dialogues and texts

Quiz 1

Look at the picture.  
Simon says \_\_\_\_\_.

A listen      C open your book  
B sing        D write

- Fun quizzes for every module

2c Let's do it!

Draw and write.

This is my pencil case. It's blue. Blue is my favourite colour!

- Portfolio activities with model projects

Game 1

It's      They're

Look at Lee's pencils. \_\_\_\_\_ so funny!

- Fun vocabulary and grammar games

2c Let's do it!

Listen and draw lines.

A. B. C.  
One, two, three.  
Read and sing.  
Sing along with me!

A. B. C.  
One, two, three.  
Listen and sing.  
Sing along with me!

A. B. C.  
One, two, three.  
Colour and sing.  
Sing along with me!

A. B. C.  
One, two, three.  
Write and sing.  
Sing along with me!


- Karaoke songs



## Fairyland 1



Pupil's Book



Activity Book  
(in full colour)



Pupil's audio CD



DVD




eBook

- **Fairyland 1** focuses on two language skills, *Listening* and *Speaking*.
- **Fairyland Starter** is the same book as *Fairyland 1*, providing practice in all four language skills, *Listening, Speaking, Reading* and *Writing*. *Fairyland Starter* also includes the teaching of the English Alphabet.

## Fairyland Starter



Pupil's Book



Activity Book  
(in full colour)



Pupil's audio CD




DVD




eBook


## Fairyland 2



Pupil's Book



Activity Book  
(in full colour)



Vocabulary & Grammar  
(in full colour)



Pupil's audio CD



eBook




DVD



## Fairyland 1



Teacher's Book  
(interleaved)



Activity Book  
(in full colour)



Teacher's  
Resource Pack



Picture  
Flashcards



Posters



IWB  
Software




Class audio CD


## Fairyland Starter



Teacher's Book  
(interleaved)



Activity Book  
(in full colour)



Teacher's Resource  
Pack



Picture  
Flashcards



Posters




IWB  
Software




Class audio CD

## Fairyland 2



Teacher's Book  
(interleaved)



Activity Book  
(in full colour)



Vocabulary &  
Grammar  
Teacher's Book

Vocabulary &  
Grammar  
(in full colour)



Teacher's  
Resource Pack

Posters



Picture  
Flashcards




IWB  
Software



Class audio CDs


### Fairyland 3




Pupil's Book



Pupil's audio CD



Activity Book  
(in full colour)




Vocabulary & Grammar Practice  
(in full colour)



DVD


### Fairyland 4




Pupil's Book



Pupil's audio CD



Activity Book  
(in full colour)



Vocabulary & Grammar Practice  
(in full colour)

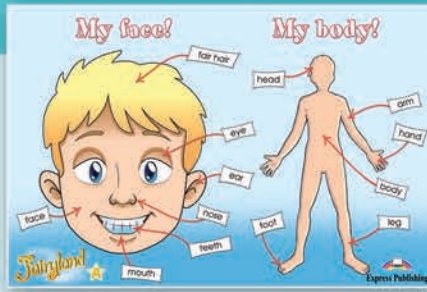


DVD



## Fairyland 3

Teacher's Resource Pack




Posters




IBW Software



Teacher's Book (interleaved)



Activity Book (in full colour)



Vocabulary & Grammar Practice (in full colour)



Picture Flashcards



Class audio CDs

## Fairyland 4

Teacher's Resource Pack





Posters



IBW Software



Teacher's Book (interleaved)



Activity Book (in full colour)



Vocabulary & Grammar Practice (in full colour)



Picture Flashcards



Class audio CDs

Introduction to the English Alphabet

First steps to reading

# Fairyland

## Alphabet Book

Jenny Dooley - Virginia Evans



A B

C d



Express Publishing

# Fairyland

Syllabus  
based on  
Common  
European  
Framework

# 1

Pupil's Book

Jenny Dooley - Virginia Evans



Express Publishing


**STICKERS**  
 (both in the  
 Pupil's Book and the  
 Activity Book)



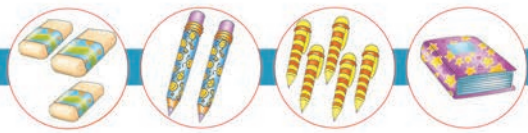
Unit 1




Unit 6




Unit 2



Unit 7



Unit 3



Unit 8



Unit 4



Unit 5



# Fairyland

## 1

Pupil's Book

### Module 1

Unit 1 Hello! .....	p. 2
Unit 2 My Schoolbag .....	p. 12

### Module 2

Unit 3 My Home .....	p. 22
Unit 4 My Toys .....	p. 32

### Module 3

Unit 5 My Face .....	p. 42
Unit 6 My Food .....	p. 52

### Module 4

Unit 7 My Animals .....	p. 62
Unit 8 My Senses .....	p. 72

**Fun Time!** ..... p. 82

**Seasons Greetings!** ..... p. 84

**Mother's Day!** ..... p. 86



Jenny Dooley – Virginia Evans






**Express Publishing**




# My Face




1 Listen and point. Then sing.   

TPR songs to internalise and integrate the language taught.



2 Look and find. 



-  Listen, point to the parts of the face and say.
- 1 Listen and point. Then sing and do.
- 2 Find the parts of the face in the picture. Then play the *Touch* game.



Clear presentation of the new language.

3 Listen and number.



4 Make and say.



Craftwork in every unit to encourage children to use their imagination in a productive way.

- 3 Listen and number. Then point and say: *He's/She's got ...*
- 4 Make a monster mask. Then say: *Look at me! I've got ...*



1 Look and say. 


Teaching English through other subjects makes learning an appealing adventure.






# My Face

## 2 Let's Play!



A great variety of games to develop social skills by creating a safe, structured atmosphere.

## 3 Sing.



- 2 Play the *Make a Monster* game.
- 3 Listen and point. Then sing and do.



1 Listen and look.

Pupils are plunged into a playful 'dream world' through the adventures of Woody and Frosty and their magic friends.



1 Listen to the story and point to the pictures.




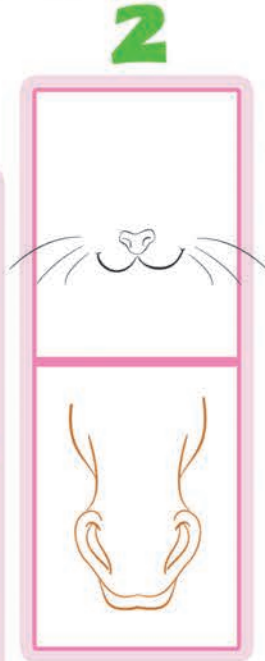

Do you like the story? Draw a face.



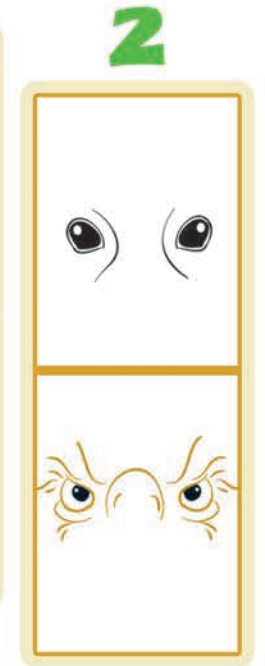
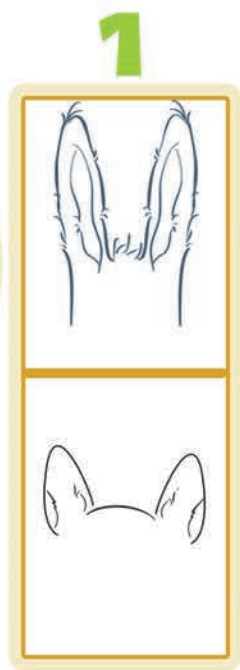


# Go Green!

1 Look and circle.




The Go Green! sections help children appreciate the beauty in nature and everyday living.



1 Look at the pictures and circle the correct parts of their face.

## My Face

2 Listen and colour. 



Listening activities to enhance the capacity to concentrate and focus on the new language.

3 **Portfolio:** Draw and say.



The *Portfolio* activities enable pupils to express their personal feelings and share their experiences with their peers.

- 2 Listen and colour. Then say: *He's got yellow hair, ...*
- 3 Draw a picture of Mr/Miss Potato. Present them to the class. Say: *Look at Mr/Miss Potato. He's/She's got ...*



1 Look. Then match.

Pupils get to know themselves and see connections with the rest of the world.



1 Look at the pictures. Point and say: *He's got ...* . Then match and say: *He's got (big eyes).*

## My Face

2 Listen and find the stickers. 🔍



Stickers to consolidate the new language.

3 Let's play!




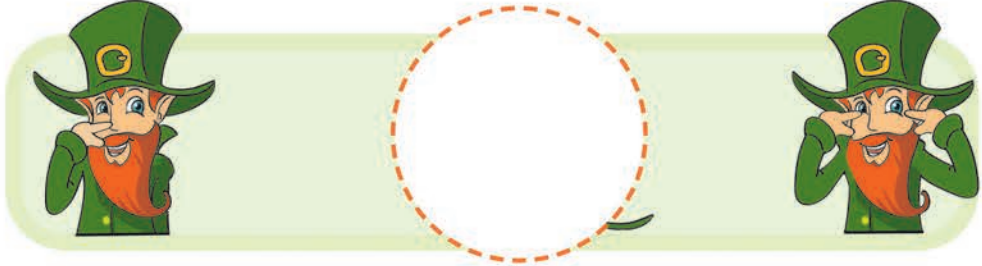
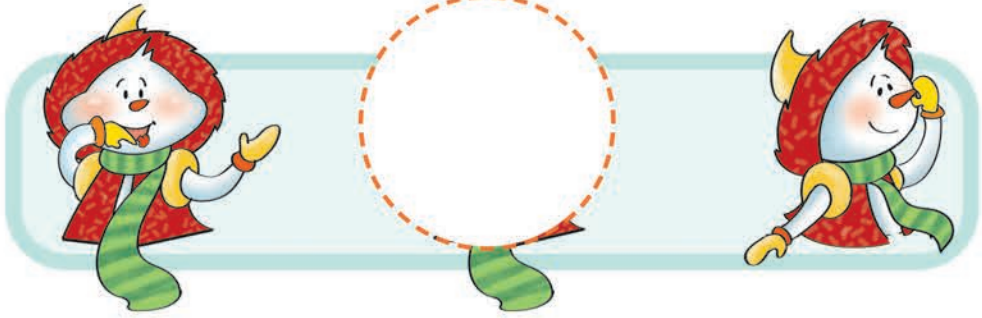
- 2 Listen and find the stickers. Then point and say: *Yellow – hair, ...*
- 3 Play the *Mirror Me* game.

**SAMPLE PAGES**  
(Fairyland 1  
Activity Book)



# My Face



1 Look and find the stickers.  



1 Look and find the stickers. Then point and say: (Frosty)'s got a (mouth).



2 Draw.



2 Draw the part of the face that is missing in each picture.

# Board Game 1

**BOARD GAMES**  
(in the Activity Book)

Units 1-2

Start 1 2 3 4 5

OH NO! GREAT! Finish

50 51

# Board Game 2

Units 3-4

Start 6 8 9 OH NO! GREAT! Finish

52 53

# Fairyland



- **Fairyland 1** focuses on two language skills, *Listening* and *Speaking*.
- **Fairyland Starter** is the same book as *Fairyland 1*, providing practice in all four language skills, *Listening*, *Speaking*, *Reading* and *Writing*. *Fairyland Starter* also includes the teaching of the English Alphabet.

*Starter*

Pupil's Book

Jenny Dooley - Virginia Evans



Express Publishing

**CUTOUTS**  
(in the Activity Book)



# Fairyland

Starter

Pupil's Book

## Module 1

Unit 1 Hello! .....	p. 2
Unit 2 My Schoolbag .....	p. 14

## Module 2

Unit 3 My Home .....	p. 26
Unit 4 My Toys .....	p. 38

## Module 3

Unit 5 My Face .....	p. 50
Unit 6 My Food .....	p. 62

## Module 4

Unit 7 My Animals .....	p. 74
Unit 8 My Senses .....	p. 86

Fun with Words .....

Merry Christmas! .....

Happy Easter! .....



Jenny Dooley – Virginia Evans






**Express Publishing**

5

# My Face



1 Listen and point. Then sing.   

TPR songs to internalise and integrate the language taught.




2 Look and find. 



50

Module 3

-  Listen, point to the parts of the face and say.
- 1 Listen and point. Then sing and do.
- 2 Find the parts of the face in the picture. Then play the Touch game.



Clear presentation of the new language.

3 Listen and number.



4 Make and say.



Craftwork in every unit to encourage children to use their imagination in a productive way.

- 3 Listen and number. Then point and say: He's/She's got ...
- 4 Make a monster mask. Then say: Look at me! I've got ...



1 Look and say. 🧼


Teaching English through other subjects makes learning an appealing adventure.






## My Face

### 2 Let's Play!



A great variety of games to develop social skills by creating a safe, structured atmosphere.

### 3 Sing. 🎵



- 2 Play the *Make a Monster* game.
- 3 Listen and point. Then sing and do.

1 Listen and look. 🎧

Pupils are plunged into a playful 'dream world' through the adventures of Woody and Frosty and their magic friends.





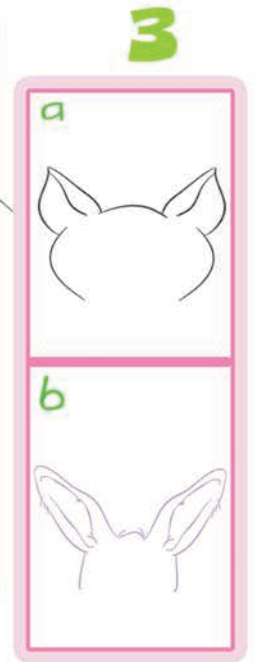
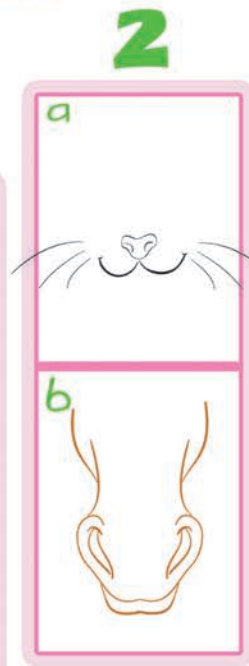

Do you like the story? Draw a face.



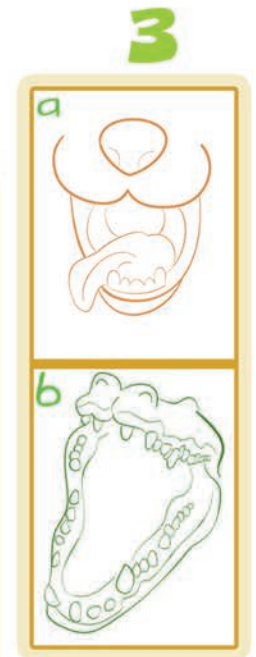
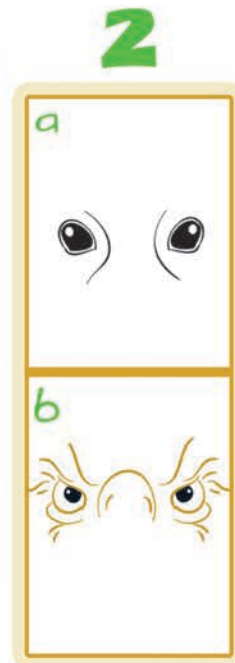
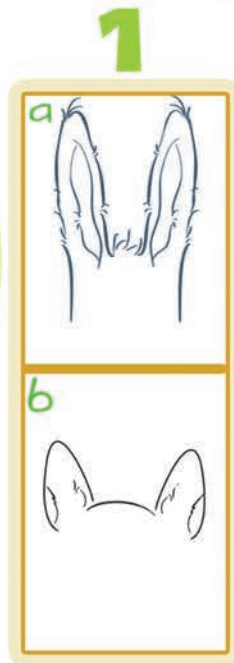


# Go Green!

★ Look and circle.




The Go Green! sections help children appreciate the beauty in nature and everyday living.



1 Look at the pictures and circle the correct parts of their face.

2 Listen and colour. 



Listening activities to enhance the capacity to concentrate and focus on the new language.

3 **Portfolio:** Draw and say.



The *Portfolio* activities enable pupils to express their personal feelings and share their experiences with their peers.

- 2 Listen and colour. Then say: *He's got yellow hair, ...*
- 3 Draw a picture of Mr/Miss Potato. Present them to the class. Say: *Look at Mr/Miss Potato. He's/She's got ...*



1 Look. Then match.

# CARTOON TIME



Pupils get to know themselves and see connections with the rest of the world.



1 Look at the pictures. Point and say: *He's got ...* . Then match and say: *He's got (big eyes).*

2 Listen and find the stickers.



hair



eyes



ears



mouth



nose



tongue

Stickers to consolidate the new language.



3 Let's play!



- 2 Listen, find the stickers and trace the words.
- 3 Play the *Mirror Me* game.



# My Alphabet

1 Listen, point and say.   



**M m**

mouse



**N n**

nut



**O o**

orange

2 Listen and say.  


Molly the mouse has  
got a big nose.



Nick the nut has  
got a big nose.



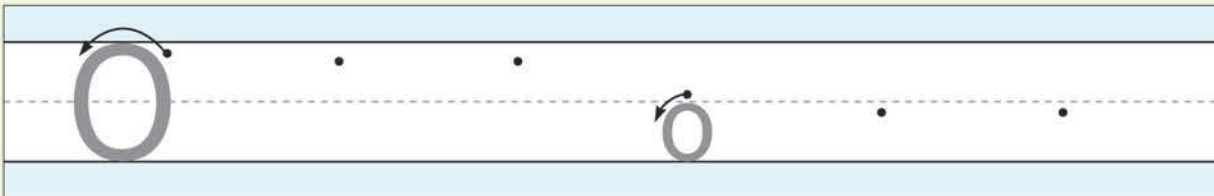
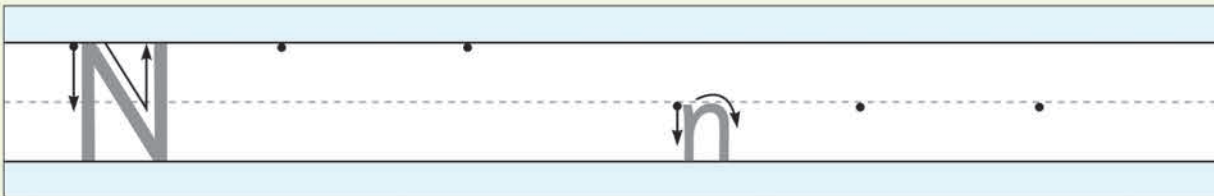
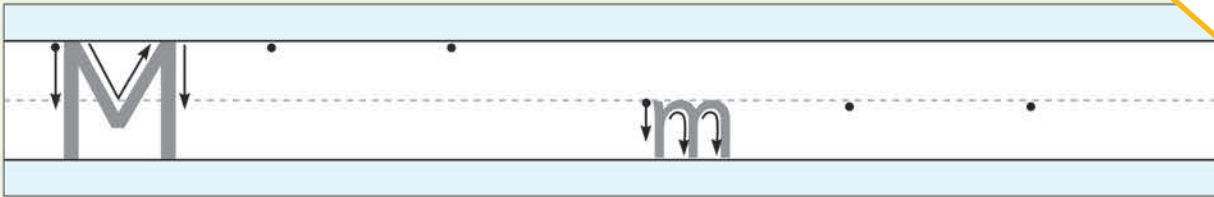
Ozzy the Orange has  
got a big nose.







# Mm Nn Oo

3 Write.



Gentle introduction to the English alphabet.

4 Look and write.




- 3 Write the letters.
- 4 Look and write the missing letters. Then point and say.

Board Game 3

**BOARD GAMES**  
(in the Activity Book)

8 5-6



70

71

Board Game 4

Units 7-8



72

73

# Fairyland

Syllabus  
based on  
Common  
European  
Framework



## 2

Pupil's Book

Jenny Dooley - Virginia Evans



Express Publishing

# My Letters



# Hello, Magic Friends!



# Fairyland 2

Pupil's Book

**My Letters** ..... p. 2

**Hello** ..... p. 4

## Module 1

Unit 1 My family ..... p. 6

Unit 2 My birthday ..... p. 16

## Module 2

Unit 3 My body ..... p. 26

Unit 4 I can sing! ..... p. 36

## Module 3

Unit 5 A butterfly! ..... p. 46

Unit 6 A sweet tooth ..... p. 56

## Module 4

Unit 7 The weather ..... p. 66

Unit 8 Looking good! ..... p. 76

**Fun Time** ..... p. 86

**Happy Halloween!** ..... p. 88

**Happy New Year!** ..... p. 90

**Songs & Chants** ..... p. 92



Jenny Dooley – Virginia Evans



**Express Publishing**



# My body



head

1 Listen and circle. Then sing.



2 Find and say.



- 1 Listen to the song and circle the parts of the body mentioned. Then sing.
- 2 Find the parts of the body, mime and say: *My (tummy) hurts.*



arm



tummy



leg



foot

3 Read and circle.

1



My arm hurts.  
leg

2



My foot hurts.  
head

3



My tummy hurts.  
foot

4



My leg hurts.  
arm

4 Look and act.

Ouch!

What's the matter?

My arm hurts!

Let me see!

- 3 Look, read and circle the right words.
- 4 Look at the pictures and act out.



★ Sing and do. 🎵







nod your head



stamp your feet



wave your arms

# My body



2 Listen and number.



3 Let's play!



Simon says, clap your hands!



- 2 Listen and number.
- 3 Play the *Simon says* game.



1 Let's listen. 





Do you like the story? Draw a face.





# Go Green!

1 Look. Write: **A** or **B**.


**A**

It has got  
paws.



**B**

It has got  
hooves.



32



1 Look and write A or B. Then point and say: A (cow) has got ...

2 Write.

heads tummy arms

1 I've got two ..... four arms and two legs.



I've got two legs, two arms and a big .....

I've got three legs and four .....



3 Portfolio: Draw and write.

My Body

My head  
My arm  
My leg  
My tummy  
My foot

- 2 Look, read and write.
- 3 Draw your body. Present it to the class. Say: *This is me. Look! My ...*




★ Read. Then make and say. ✂️ 🧑

Hello, I'm Nessie.  
I've got a small  
head and a big  
body.



Hello, I'm Yeti. I've got  
a big head, a big body  
and lots of hair!



2 Listen and find the stickers. Then write. 



3 Match. 

1 Clap your



2 Nod your



3 Stamp your



4 Wave your

- 2 Listen, find the stickers and write the words.
- 3 Read and match.

**SAMPLE PAGES**  
(Fairyland 2  
Activity Book)

**3 My body**  
Write.

1 e h d a  
.....

2 m r a  
.....

3 m u t m y  
.....

4 t o f o  
.....

5 e g l  
.....

14 Module 2

**1 My head hurts!**

**2 My leg hurts!**

**3 My ear hurts!**

**4 My foot hurts!**

15 Module 2

**3 Look and (✓).**

1  
 Clap your hands.  
 Nod your head.

2  
 Nod your head.  
 Wave your head.

3  
 Wave your legs.  
 Wave your arms.

4  
 Stamp your fingers.  
 Stamp your feet.

16 Module 2

**3 Read and find the stickers.**

1 Wave your arms!

2 Stamp your feet!

3 Clap your hands!

4 Nod your head!

17 Module 2




# Fairyland

Syllabus  
based on  
Common  
European  
Framework

# 3

Pupil's Book

Jenny Dooley - Virginia Evans



Express Publishing

# Contents

## Theme Song (pp. 4-5)

In this module you will...

### Module 1 (pp. 6-17)

learn, read and talk about...	learn how to...	practise...	write...
<b>Unit 1</b> the characters, numbers (1-10), colours	<ul style="list-style-type: none"> <li>introduce yourself and greet others</li> <li>talk about age</li> <li>identify colours</li> <li>talk about school items</li> <li>talk about possession</li> <li>give and follow commands</li> </ul>	<ul style="list-style-type: none"> <li>the verb 'to be'</li> <li>a - an</li> <li>this/that</li> <li>plurals(-s)</li> <li>possessive case</li> </ul>	<ul style="list-style-type: none"> <li>about yourself</li> <li>about your school items</li> </ul>
<b>Unit 2</b> school items, commands			

Troll Tales Episode 1 (p. 18)  
 Go Green! 1 (p. 19)  
 Our World (p. 20)  
 Checkpoint 1 (p. 21)

In this module you will...

### Module 2 (pp. 22-33)

learn, read and talk about...	learn how to...	practise...	write...
<b>Unit 3</b> family members, numbers (11-20), jobs	<ul style="list-style-type: none"> <li>identify members of a family</li> <li>talk about jobs</li> <li>offer presents</li> <li>talk about toys</li> <li>make birthday wishes</li> </ul>	<ul style="list-style-type: none"> <li>the verb 'to be'</li> <li>these/those</li> <li>plurals (-es, -ies)</li> </ul>	<ul style="list-style-type: none"> <li>about a member of your family</li> <li>a birthday card</li> </ul>
<b>Unit 4</b> toys, birthdays			

Troll Tales Episode 2 (p. 34)  
 Go Green! 2 (p. 35)  
 Our World (p. 36)  
 Checkpoint 2 (p. 37)

In this module you will...

### Module 3 (pp. 38-49)

learn, read and talk about...	learn how to...	practise...	write...
<b>Unit 5</b> things in a house	<ul style="list-style-type: none"> <li>talk about possession</li> <li>talk about location</li> <li>talk about things in a house/room</li> </ul>	<ul style="list-style-type: none"> <li>possessive adjectives</li> <li>prepositions of place</li> <li>there is/there are</li> </ul>	<ul style="list-style-type: none"> <li>about your room</li> <li>about your house</li> </ul>
<b>Unit 6</b> rooms, things in a house			

Troll Tales Episode 3 (p. 50)  
 Go Green! 3 (p. 51)  
 Our World (p. 52)  
 Checkpoint 3 (p. 53)



In this module you will...

**Module 4**  
(pp. 54-65)

learn, read and talk about...	learn how to...	practise...	write...
<b>Unit 7</b> parts of the body	<ul style="list-style-type: none"> <li>identify parts of the body</li> <li>describe appearance</li> <li>talk about abilities</li> </ul>	<ul style="list-style-type: none"> <li>the verb 'have got'</li> <li>plurals (irregular)</li> <li>the verb 'can'</li> </ul>	<ul style="list-style-type: none"> <li>about your favourite cartoon character</li> <li>about what you can do</li> </ul>
<b>Unit 8</b> activities			

**Troll Tales Episode 4** (p. 66)  
**Go Green! 4** (p. 67)  
**Our World** (p. 68)  
**Checkpoint 4** (p. 69)

In this module you will...

**Module 5**  
(pp. 70-81)

learn, read and talk about...	learn how to...	practise...	write...
<b>Unit 9</b> clothes, weather	<ul style="list-style-type: none"> <li>talk about clothes</li> <li>describe the weather</li> <li>talk about animals</li> </ul>	<ul style="list-style-type: none"> <li>present continuous</li> </ul>	<ul style="list-style-type: none"> <li>about your magic moments</li> <li>a letter</li> </ul>
<b>Unit 10</b> animals			

**Troll Tales Episode 5** (p. 82)  
**Go Green! 5** (p. 83)  
**Our World** (p. 84)  
**Checkpoint 5** (p. 85)

In this module you will...

**Module 6**  
(pp. 86-97)

learn, read and talk about...	learn how to...	practise...	write...
<b>Unit 11</b> food, time	<ul style="list-style-type: none"> <li>talk about food</li> <li>tell the time</li> <li>talk about everyday activities</li> <li>talk about Environment Day</li> </ul>	<ul style="list-style-type: none"> <li>present simple</li> <li>some/any</li> <li>prepositions of time</li> </ul>	<ul style="list-style-type: none"> <li>about your favourite meal</li> <li>about your favourite day</li> </ul>
<b>Unit 12</b> daily routine, Environment Day, days of the week			

**Troll Tales Episode 6** (p. 98)  
**Go Green! 6** (p. 99)  
**Our World** (p. 100)  
**Checkpoint 6** (p. 101)

**Optional Units** (pp. 102-105)  
**Our School** (pp. 106-111)



# 2a

## Time for school!



### 1 Listen and read.

Pupils follow the adventures of four children and their magic friends.



### 2 Read and choose.

1 "It's an aeroplane."  
A Harry B Erlina

2 "No, it's a pen."  
A Harry B Alvin

3 "And what's that?"  
A Erlina B Alvin



pencil case

pencil

rubber

book

schoolbag

desk

aeroplane

### 3 Write a or an.



a school



..... umbrella



..... orange



..... schoolbag

- What's **this**?  
It's **a** pencil.
- What's **that**?  
It's **an** aeroplane.

Clear and simple grammar presentation.

### 4 Look, ask and answer. Then write.

1 What's **this**?  
It's **a pencil case**.



3 What's ..... ?  
It's .....




2 What's ..... ?  
It's .....



4 What's ..... ?  
It's .....



### 5 Listen and colour.



### 6 Let's play!




2b

# It's a magic pen!



teacher

## 1 Listen and read.



## 2 Read again and circle.

1 Look at Mona's **pens/pencils**!

2 Look at Harry's **books/pencil case**!

14

Module 1




classroom



notebook



sharpener



ruler



board



chair


New vocabulary is always presented at the beginning of the lesson.

### 3 Count. Say. Write.

1 two **notebooks**



2 three .....



3 four .....



4 five .....



pencil      pencils




Look at Mona's pencil.  
**It's** so funny!

Look at Mona's pencils.  
**They're** so funny!

### 4 Talk with your friend.

1 **A:** Look at Alvin's hats!  
**B:** They're so funny!



### 5 Listen and number.



Pupils explore the magic all around them.



# Let's do it!



colour



read

1 Listen and draw lines.

Lively, TPR songs with a lot of repetition.



A, B, C.  
One, two, three.  
Read and sing,  
Sing along with me!

A, B, C.  
One, two, three.  
Listen and sing,  
Sing along with me!

A, B, C.  
One, two, three.  
Colour and sing,  
Sing along with me!


A, B, C.  
One, two, three.  
Write and sing,  
Sing along with me!



★ Now sing and do!

★ Let's play!

Simon says, "Listen!"







listen



write



open your book



sing



stand up



sit down



be quiet

3 **Read and answer.**

★ What is Julia's favourite colour?



Look at my favourite things!



This is my schoolbag. It's red.



This is my red pencil case.

This is my notebook. It's red, too!



**Red is my favourite colour!**

Pupils are guided gently into reading and writing.

4 **Portfolio:** Draw and write.



This is my pencil case. It's blue. Blue is my favourite colour!

Pupils create and file their work in the Language Portfolio.

5 Listen and say. Then read.



Look! A red fox in a blue box.

Pronunciation practice is presented in a humorous way.



# Troll Tales!



Strip cartoons to promote reading for pleasure.

## Episode 1: Listen and read.

1 This is a great book. ZZZZZZZZZ

2 Stop it, Trog! What?

3 Pog! Stop that! Please! Stop what?

4 Hmmm... What's this?

5 Hi, I'm Popsie!

6 Bye! Grr...

• Now take roles and read.

# Go Green! 1

## This is my tree!



★ Look at the pictures. Now draw your own apple tree!



leaves



apples



branches

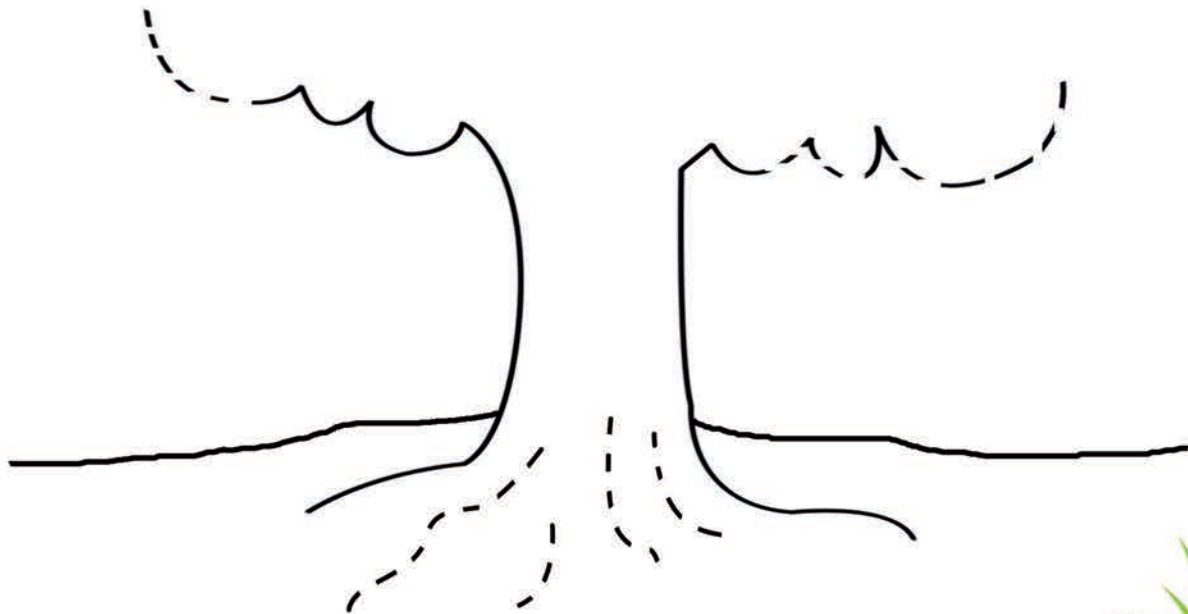


roots



trunk

Pupils learn to respect the environment.





# OUR WORLD

Pupils compare and contrast different cultures.

Hello!  
My name is Lucas. I am 8 years old. I'm from Germany. My flag is black, red and yellow.



Hi!  
My name's Jennifer. I'm 9 years old. I'm from the UK. My flag is red, white and blue.



Hello!  
I'm Jane and I'm 7. I'm from Canada. My flag is red and white.



1 Look, read and match.

**NAME**

**AGE**

**FLAG**

1 Lucas

9

black, red and yellow

2 Jennifer

7

red and white

3 Jane

8

red, white and blue




Revision at the end of every module.

# Checkpoint

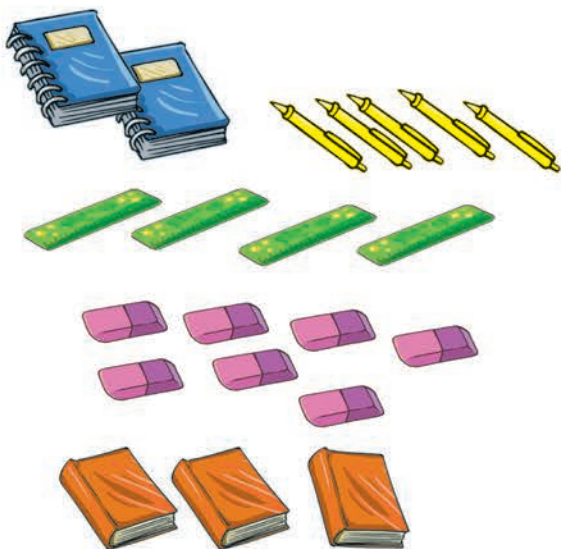
Units 1 - 2

## 1 Read and write **this** or **that**.



## 2 Count and write.

- 0 **two** blue notebooks
- 1 ..... yellow pens
- 2 ..... purple rubbers
- 3 ..... green rulers
- 4 ..... orange books



## 3 Read and circle.

- 0 A: Is that Harry's pencil case?  
B: a) No, it's Lee.  
   **b) No, it's Lee's.**
- 1 A: How old are you?  
B: a) I'm ten.  
   **b) I'm Alvin.**
- 2 A: What's your name?  
B: a) I'm blue.  
   **b) I'm Adam.**
- 3 A: Who's that?  
B: a) That's great.  
   **b) That's Mona.**

### Now I can

- introduce myself and greet others
- count from 1-10
- say the colours
- talk about my school things

in English

Pupils can check their progress upon completion of every module.



# OUR SCHOOL GEOGRAPHY

Pupils use English to explore other subject areas.

1 Look and draw lines.



## THE UK



## THE USA




## AUSTRALIA



2 **Portfolio:** In groups, make a map of your country. Include pictures (animals, buildings, people, food, etc).

# Fairyland 3

Jenny Dooley - Virginia Evans



# Activity Book



Express Publishing

# 1a Hello!

Circle and match.

B	E	R	L	I	N	A
O	J	A	B	V	O	N
I	L	M	O	N	A	W
A	E	P	L	D	F	N
B	E	M	M	A	L	C
P	H	A	R	R	Y	B

# Hello!

Read and find the stickers!

Draw and write.

# 1b The Magic Forest!

How many? Count and write.



# The Magic Forest!

Write.

How old are you?

I'm seven. I'm ..... I'm ..... I'm .....

Listen and write a name.

1 A: ..... 2 A: ..... 3 L: .....

Join the dots. Then write.

A: Who's that?  
B: That's .....

A: Who's that?  
B: That's .....





# 1c Colours!

Write. Then colour.

1	r _ d
2	o _ _ ng _
3	_ e _ _ o w
4	g _ _ e _ _
5	b _ _ e
6	_ _ _ p _ e

Read and colour.

- a red ball
- a blue robot
- a green yo-yo
- a purple kite
- a black and white cat
- a black dog

Rhyme time! Read and Circle.

queen green	fish dog	cake snake
Yes No	Yes No	Yes No

Read and write.

white John eat eight  
fish Anna blue seven

Hi! My name is 1) .....  
I'm 2) ..... years old.  
This is my 3) .....  
It's 4) .....

Hi! My name is 5) .....  
I'm 6) ..... years old.  
This is my 7) .....  
It's 8) .....



## Board Game 1

**BOARD GAMES**  
(in the Activity Book)

**Key**

- Go back to start
- Say what it is
- Say the missing word(s)
- Say or do

How are you? I'm nine.

Name the characters from Troll Tales.

What's your ..... ? Maria.

What's this? ..... a pen.

Count to ten.

Say the name of Mona's dog.

..... to the Magic Forest!


Nice to ..... you!

Start

Finish



The Activity Book also includes 6 short plays to practise real English in a magical setting.



*Play & Learn*




# Fairyland

Syllabus  
based on  
Common  
European  
Framework

4

Pupil's Book

Jenny Dooley - Virginia Evans



Express Publishing

# Contents

## Starter Unit (pp. 4-7)

In this module you will...

### Module 1 (pp. 8-19)

#### Unit 1

countries, appearance, character, family members, ability

- talk about countries and origin
- describe people and talk about their character

- the verb 'to be'
- the verb 'have got'
- possessive adjectives
- the verb 'can'
- present continuous
- prepositions of movement

- about your super family
- a description of a picture

#### Unit 2

household activities, requests, sports, actions

- talk about abilities
- describe things happening now
- ask for help

## Troll Tales! Episode 1 (p. 20)

Go Green! 1 (p. 21)

Our World (p. 22)

Checkpoint 1 (p. 23)

In this module you will...

### Module 2 (pp. 24-35)

#### Unit 3

buildings, directions, clothes, prices, the Green Cross Code

- talk about location
- give directions
- identify clothes
- talk about prices
- talk about everyday activities
- tell the time
- express preferences

- imperative
- there is/there are
- prepositions of place
- plurals
- present simple
- adverbs of frequency
- prepositions of time

- about your neighbourhood
- about your daily routine and favourite subject

#### Unit 4

jobs, daily routine, free-time activities

## Troll Tales! Episode 2 (p. 36)

Go Green! 2 (p. 37)

Our World (p. 38)

Checkpoint 2 (p. 39)

In this module you will...

### Module 3 (pp. 40-51)

#### Unit 5

country code, rules, illnesses, advice

- protect the countryside
- give and follow rules
- talk about illnesses
- give advice
- talk about food and quantities

- must/mustn't
- should/shouldn't
- object pronouns
- much/many/a lot of
- some/any
- containers
- prepositions of place

- a letter giving advice
- about your favourite food

#### Unit 6

food, containers

## Troll Tales! Episode 3 (p. 52)

Go Green! 3 (p. 53)

Our World (p. 54)

Checkpoint 3 (p. 55)

In this module you will...

**Module 4**  
(pp. 56-67)

learn, read and talk about...	learn how to...	practise...	write...
<b>Unit 7</b> animals, habitats	<ul style="list-style-type: none"> <li>compare animals</li> <li>talk about animal habitats</li> </ul>	<ul style="list-style-type: none"> <li>adjectives</li> <li>comparisons</li> <li>was/were</li> </ul>	<ul style="list-style-type: none"> <li>about animals and their habitats</li> </ul>
<b>Unit 8</b> feelings, buildings	<ul style="list-style-type: none"> <li>talk about feelings</li> <li>talk about where you were</li> </ul>		<ul style="list-style-type: none"> <li>about where you were last weekend</li> </ul>

**Troll Tales! Episode 4 (p. 68)**  
**Go Green! 4 (p. 69)**  
**Our World (p. 70)**  
**Checkpoint 4 (p. 71)**

In this module you will...

**Module 5**  
(pp. 72-83)

learn, read and talk about...	learn how to...	practise...	write...
<b>Unit 9</b> knights, castles, kings, queens	<ul style="list-style-type: none"> <li>talk about the past</li> <li>tell a story</li> </ul>	<ul style="list-style-type: none"> <li>simple past (regular)</li> </ul>	<ul style="list-style-type: none"> <li>about people in the past</li> </ul>
<b>Unit 10</b> Willow and Emma's father, famous people			<ul style="list-style-type: none"> <li>about famous people in the past</li> </ul>

**Troll Tales! Episode 5 (p. 84)**  
**Go Green! 5 (p. 85)**  
**Our World (p. 86)**  
**Checkpoint 5 (p. 87)**

In this module you will...

**Module 6**  
(pp. 88-99)

learn, read and talk about...	learn how to...	practise...	write...
<b>Unit 11</b> fairy animals, months, ordinals, penguin parade	<ul style="list-style-type: none"> <li>ask questions</li> <li>talk about animals</li> <li>talk about plans and intentions</li> </ul>	<ul style="list-style-type: none"> <li>question words</li> <li>ordinals</li> <li>months</li> <li>will</li> <li>be going to</li> </ul>	<ul style="list-style-type: none"> <li>about an animal</li> <li>about your holiday plans</li> </ul>
<b>Unit 12</b> holidays, things to take on a holiday, holiday activities			

**Troll Tales! Episode 6 (p. 100)**  
**Go Green! 6 (p. 101)**  
**Our World (p. 102)**  
**Checkpoint 6 (p. 103)**

**Optional Units (pp. 104-106)**  
**Our School (pp. 107-112)**



7a

# Animal elections



## 1 Listen and read.

**1** Welcome friends! It's time to choose a new president.

**2** I'm taller than anyone else. Vote for me!

Thank you, Mr Giraffe. Your turn, Miss Elephant.

**3** I'm bigger than anyone else. Vote for me!

But I'm faster than you!

And I live longer than you!

**4** Quiet everyone! It's time to vote.

**5** Listen now! We have a new president...

## 2 Read and match.

- 1 The giraffe is
- 2 The elephant is
- 3 The cheetah is

- a faster than anyone else.
- b taller than anyone else.
- c bigger than anyone else.

56

Module 4



cheetah



tortoise



parrot



lizard



tiger



panda



weak

A giraffe is **taller than** a horse.

A cheetah is **faster than** a lion.

tall – taller

big – bigger


good – better

fast – faster

happy – happier

bad – worse

3 Look, read and **circle**.



- 1 The cheetah is **faster**/slower than the lion.
- 2 The elephant is **bigger**/smaller than the hippo.
- 3 The giraffe is **shorter**/taller than the zebra.
- 4 The lizard has got a **shorter**/longer tail than the tortoise.
- 5 The panda is **fatter**/slimmer than the monkey.

4 Listen and write **yes** or **no**. Then say.


1 **no**

3 .....

2 .....

4 .....

The green panda isn't taller than the pink panda.





5 Work with your friend.

Who ...	Me	My friend
1 has got bigger feet?		
2 is taller?		
3 is better at Maths?		
4 has got shorter hair?		
5 has got longer arms?		





**1** Listen and read.



**2** Read and complete.

Mr Ant is the new 1) p..... . He is the 2) s....., but he's the 3) h..... worker. This is the 4) b..... day of Mr Ant's life.





snail



kangaroo



river



mountain



lake


The ant is **the hardest** worker **of** all.  
 The cheetah is **the fastest** animal **in** the world.

hard – **the hardest**      big – **the biggest**      good – **the best**  
 fast – **the fastest**      happy – **the happiest**      bad – **the worst**


**3** Read and write **A, B or C**.




1 It's the smallest animal.



2 She's the strongest woman.



3 He's the youngest boy.



4 It's got the shortest tail.



**4** Look and complete.



- Mumble has got **the shortest (short)** legs.
- Dumbo has got .....  
..... **(big)** ears.
- Tweety is .....  
..... **(small)** of all.
- Tasmanian Devil has got .....  
..... **(big)** mouth.
- Scrat has got .....  
..... **(long)** tail.

**5** **Let's Play!**







# Animal homes



**1** Listen and write where they live.

<p>The cheetah in the grassland - Faster than a man! The cheetah in the grassland - The fastest in the land!</p>	<p>The camel in the desert - Stronger than a man! The camel in the desert - The strongest in the land!</p>
<p>The python in the rainforest - Longer than a man! The python in the rainforest - The longest in the land!</p>	<p>The whale in the ocean - Larger than a man! The whale in the ocean - The largest in the land!</p>



**Now sing along!**

**2 Let's play!**

I'm yellow and brown. I'm the fastest animal in the world. I live in the grassland.





python

rainforest



camel

desert



whale

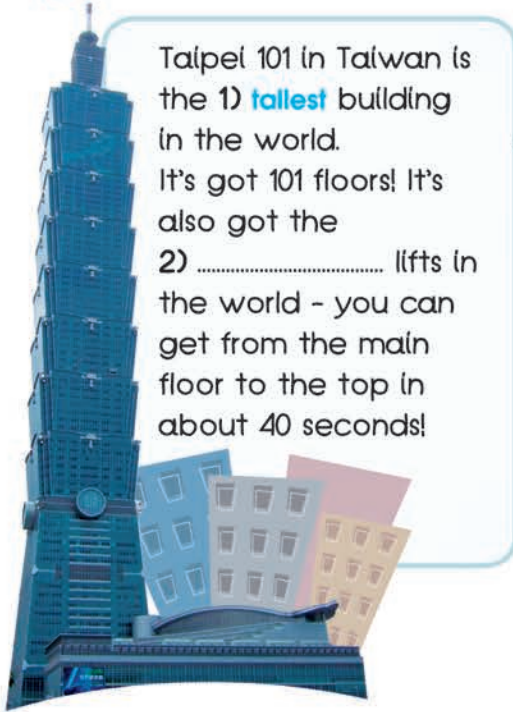
ocean



gorilla

jungle

3 Read and complete.



Taipei 101 in Taiwan is the 1) **tallest** building in the world. It's got 101 floors! It's also got the 2) ..... lifts in the world - you can get from the main floor to the top in about 40 seconds!



Yorkshire terriers are one of the 3)..... dogs in the world. Would you like a puppy in a cup?

small

fast

big

tall



The Sahara Desert in Africa is the 4)..... desert in the world. It's almost as big as the USA!

4 Portfolio: Now draw and write.



London is the biggest city in my country. The river Severn is the longest river.

5 Listen and say. Then read.



Hurry! The cheetah and the whale need our help!



# Troll Tales!



Episode 4: Listen and read.

**1** Hey, where's the table?

I don't know! It was there an hour ago!

**2** Huh! Where's the armchair?

**3** Trog, there was a vase on that table, wasn't there?

Yes, there was! That's really strange!

**4** Shh! Look!

Aha! So it was Popsie!

**5** Grr! Popsie!

Where are our things?

**6** Happy cleaning, boys! Hee, hee!

Grr! You little monster!

• Now take roles and read.

# Go Green! 4

## Help me, please!



1 Why is the penguin unhappy? Read and answer.



2 What can harm sea animals? Read and circle.

3 Portfolio: Help an animal find a home.

fishing  
chemicals  
cars  
oil  
plants

**WANTED**  
A clean ocean in Antarctica.  
Must have a lot of fresh fish.  
No rubbish, please!  
contact: **Pedro the Penguin**




# OUR WORLD

**1** Read and complete. Use: **oldest, cleanest, busiest.**

London in the UK is one of the **1)** ..... cities in the world. Thousands of people visit this city every year. It is THE capital to visit if you want some fun!



Varanasi, on the banks of the river Ganges in India, is one of the **2)** ..... cities in the world. It is thousands of years old and is home to poets, writers and musicians. It is called the cultural capital of India.



Singapore, in south-east Asia, is a large modern city. It is one of the **3)** ..... cities in the world - you can't drop litter or chew gum in this city!



**2** Write about a city in your country. Use some of these words: **hottest, biggest, smallest, nicest, cleanest, coolest, oldest.**



# Checkpoint

Units 7 - 8

## 1 Look and circle.



0 **A** happy  
B sad

1 **A** hungry  
B thirsty



2 **A** scared  
B tired



3 **A** bored  
B late

## 2 Read and underline.

- 0 An elephant is **bigger**/the biggest than a rhino.  
 1 A lizard's got a **longer**/the longest tail than a tortoise.  
 2 The giraffe is **taller**/the tallest animal in the world.

- 3 The cheetah is **faster**/the fastest animal in the world.  
 4 A bear is **stronger**/the strongest than a kangaroo.  
 5 The whale is **larger**/the largest animal in the world.

## 3 Look and complete.

- A: Where 0) **were** you yesterday, Tina?  
 B: I 1) ..... at the cinema.  
 A: 2) ..... the children with you?  
 B: No, they 3) ..... They  
 4) ..... at the funfair.  
 A: 5) ..... it a good film?  
 B: No, it 6) ..... I was really bored!

## 4 Read and complete.

- A: What were you like when you were young?  
 B: I was 1) ..... How about you?  
 A: I was really 2) .....




## Now I can

- compare animals and people
- talk about animal homes
- talk about feelings
- say where people were
- say what I was like when I was young

in English

71

Module 4





# Fairyland for interactive whiteboards!

6a In the old house! ★

1 Listen and read.

1 Oh no! Missy's in the house!  
Missy, come back!

2 This is a very old house!  
There are spiders in the living room!

3 Cool! There's a frog in the kitchen!  
Lee, no!

4 Look! There are mice in the bathroom.  
Quick! Close the door, Harry!

5 Help! There's a ghost in the bedroom!

6 Ha, ha!  
That's not funny, Alvin!



Express Publishing

Liberty House, Greenham Business Park, Newbury,  
Berkshire RG19 6HW

Tel.: (0044) 1635 817 363 Fax: (0044) 1635 817 463

e-mail: [inquiries@expresspublishing.co.uk](mailto:inquiries@expresspublishing.co.uk)

<http://www.expresspublishing.co.uk>